SOLAR POWER SYSTEM

10 YEARS OF EXPERIEN CE IN SOLAR SOLUTION





Solar Panel Module,brackets



PV Combiner Box



Solar Charge Controller



Battery



Solar Inverter

AC Load









ON GRID SOLAR POWER SYSTEM

GRID-TIED SOLAR POWER SYSTEMS

The grid-tied solar power system is the most common type of solar power system. These systems are connected to your local electric grid as well as your home. The systems provide your power needs throughout the day and if your system produces more, the extra solar power will be fed back to the utility where it can be used by your neighbors and others.



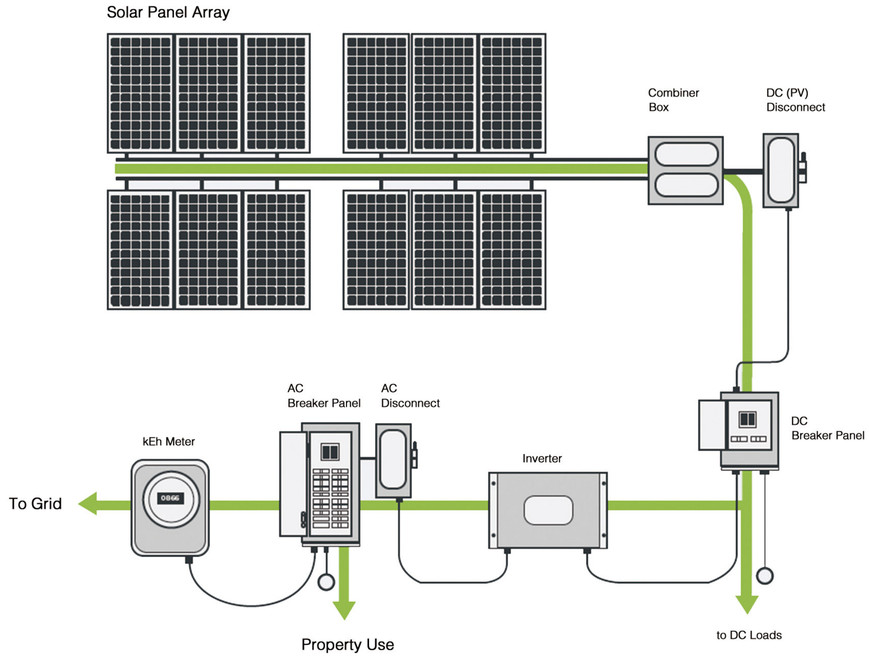



OFF-GRID RESIDENTIAL SOLAR POWER SYSTEM

Stand-alone solar power systems are incredibly useful in areas with limited (or completely unavailable) utilities. Using a completely off grid solar systems requires some extra equipment in the way of batteries and/or other energy storage devices, but the result is complete independence from any outside utility provider. One of the pitfalls of the off-grid solar system is that you often waste unused energy, as battery storage is limited. In certain places, there are also regulations dictating that residences and businesses must be tied into a grid. Going off-grid means complete utility freedom, but if this is the route you take, it's best to invest in some heavy-duty solar storage devices and to double check all local laws and regulations to make sure off-grid is an option for your area.



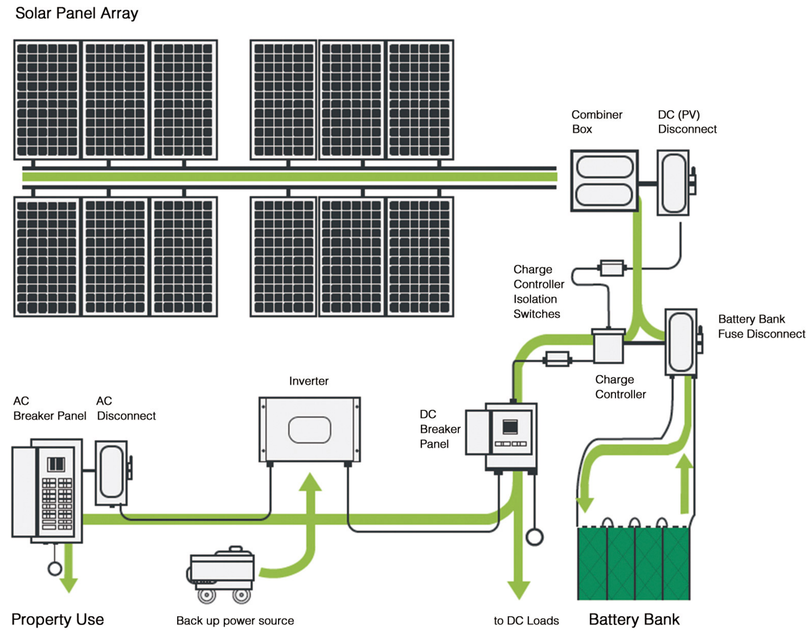



HYBRID SOLAR SYSTEM

Though it does require additional investment in the form of batteries, it is very possible to get the best of both worlds by building a solar system that only uses traditional utility power as a back-up. In this scenario, rather than funneling, your excess solar energy back into a power grid, you store it yourself. If you plan well and create enough storage, you can put yourself in a position of only using the power grid for cases of extreme energy use or very limited sunlight availability. The hybrid option is more and more realistic with the onset of new storage technology including the Battery.





SOLAR PANEL

10 YEARS OF EXPERIENCE IN SOLAR SOLUTION





MONO & POLY TYPE SOLAR PANEL

>>>

Adopt most advanced PERC cells technology, realizing higher module conversion efficiency.

Black silicon cells are used, with lower reflection, so as to improve power generation output.

The module reaches wind resistance of 2400Pa, and snow pressure resistance of 5400Pa.

By adopting high-grade raw materials and advanced production process, it ensures the module to be long-lasting, safe and stable operation.





+3% POSITIVE TOLERANCE

10 YEARS PRODUCT WARRANTY

25 YEARS PROGRESSIVE WARRANTY

Monocrystalline Solar Panel (100W)

1 Reliable Quality

- Positive power tolerance:0~+5W
- 100% EL double-inspection ensures modules are defects free
- Modules binned by current to improve system Performance
- Potential Induced Degradation(PID)Resistant

2 Key Features

- Monocrystalline modules designed for commercial and solar farm frid-tied applications
- High power output and highest conversion efficiency
- Anti-reflective and anti-soiling surface reduces power loss from dirt and dust
- Outstanding performance in low-light irradiance environments
- 5400Pa Excellent mechanical load resistance:Certified to withstand high wind loads(2400Pa) and snow loads(5400Pa)
- TÜV High salt and ammonia resistance certified by TÜV NORD

Mechanical Parameters

Dimensions(LxWxH)	1200*540*30
Weight(kg)	7.5
Cable Length(mm)	900
Cable cross section size(mm²)	4
No.of cells and connections	36(9x4)
Frame	Anodized aluminum alloy
Packing configuration	25/21pcs/carton

Working Condition

Maximum System voltage	DC1000(TUV)
Operating Temp	-45°C+80°C
Junction Box	IP65/IP67 Reted
Static Loading	≤5400Pa
Maximum Serise Fuse(A)	15A
NOCT	47±2°C
Application Class	Class A

Electrical Parameters

Rated Maximum Power at STC(W)	100W	Working Power Voltage(Vmp/P)	18.6V
Working Power Current(Imp/A)	5.4A	Open Circuit Voltage(Voc/v)	22.6V
Short Circuit current(Isc/a)	6.08A	Power Tolerance	0 to +3%
Current Temperature Coefficient(Isc)	0.04%/°C	Voltage Temperature Coefficient(Voc)	-0.30%/°C
Power Temperature Coefficient(Pmp)		-0.39%/°C	



+3% POSITIVE TOLERANCE

10 YEARS PRODUCT WARRANTY

25 YEARS PROGRESSIVE WARRANTY

Monocrystalline Solar Panel (150W)

1 Reliable Quality

- Positive power tolerance:0~+5W
- 100% EL double-inspection ensures modules are defects free
- Modules binned by current to improve system Performance
- Potential Induced Degradation(PID)Resistant

2 Key Features

- Monocrystalline modules designed for commercial and solar farm frid-tied applications
- High power output and highest conversion efficiency
- Anti-reflective and anti-soiling surface reduces power loss from dirt and dust
- Outstanding performance in low-light irradiance environments
- 5400Pa Excellent mechanical load resistance:Certified to withstand high wind loads(2400Pa) and snow loads(5400Pa)
- TÜV High salt and ammonia resistance certified by TÜV NORD

Mechanical Parameters

Dimensions(LxWxH)	1480*670*35
Weight(kg)	11.5
Cable Length(mm)	900
Cable cross section size(mm²)	4
No.of cells and connections	36(9x4)
Frame	Anodized aluminum alloy
Packing configuration	25/21pcs/carton

Working Condition

Maximum System voltage	DC1000(TUV)
Operating Temp	-45°C+80°C
Junction Box	IP65/IP67 Reted
Static Loading	≤5400Pa
Maximum Serise Fuse(A)	15A
NOCT	47±2°C
Application Class	Class A

Electrical Parameters

Rated Maximum Power at STC(W)	150W	Working Power Voltage(Vmp/P)	18V
Working Power Current(Imp/A)	8.34A	Open Circuit Voltage(Voc/v)	22V
Short Circuit current(Isc/a)	9.1A	Power Tolerance	0 to +3%
Current Temperature Coefficient(Isc)	0.04%/°C	Voltage Temperature Coefficient(Voc)	-0.30%/°C
Power Temperature Coefficient(Pmp)		-0.39%/°C	



+3% POSITIVE TOLERANCE

10 YEARS PRODUCT WARRANTY

25 YEARS PROGRESSIVE WARRANTY

Monocrystalline Solar Panel (200W)

1 Reliable Quality

- Positive power tolerance:0~+5W
- 100% EL double-inspection ensures modules are defects free
- Modules binned by current to improve system Performance
- Potential Induced Degradation(PID)Resistant

2 Key Features

- Monocrystalline modules designed for commercial and solar farm frid-tied applications
- High power output and highest conversion efficiency
- Anti-reflective and anti-soiling surface reduces power loss from dirt and dust
- Outstanding performance in low-light irradiance environments
- 5400Pa Excellent mechanical load resistance:Certified to withstand high wind loads(2400Pa) and snow loads(5400Pa)
- TÜV High salt and ammonia resistance certified by TÜV NORD

Mechanical Parameters

Dimensions(LxWxH)	1580*808*35
Weight(kg)	15
Cable Length(mm)	900
Cable cross section size(mm²)	4
No.of cells and connections	72(12x6)
Frame	Anodized aluminum alloy
Packing configuration	25/21pcs/carton

Working Condition

Maximum System voltage	DC1000(TUV)
Operating Temp	-45°C+80°C
Junction Box	IP65/IP67 Rated
Static Loading	≤5400Pa
Maximum Series Fuse(A)	15A
NOCT	47±2°C
Application Class	Class A

Electrical Parameters

Rated Maximum Power at STC(W)	200W	Working Power Voltage(Vmp/P)	37V
Working Power Current(Imp/A)	5.41A	Open Circuit Voltage(Voc/v)	45.1V
Short Circuit current(Isc/a)	5.88A	Power Tolerance	0 to +3%
Current Temperature Coefficient(Isc)	0.04%/°C	Voltage Temperature Coefficient(Voc)	-0.30%/°C
Power Temperature Coefficient(Pmp)		-0.39%/°C	



+3% POSITIVE TOLERANCE

10 YEARS PRODUCT WARRANTY

25 YEARS PROGRESSIVE WARRANTY

Monocrystalline Solar Panel (265W)

1 Reliable Quality

- Positive power tolerance:0~+5W
- 100% EL double-inspection ensures modules are defects free
- Modules binned by current to improve system Performance
- Potential Induced Degradation(PID)Resistant

2 Key Features

- Monocrystalline modules designed for commercial and solar farm frid-tied applications
- High power output and highest conversion efficiency
- Anti-reflective and anti-soiling surface reduces power loss from dirt and dust
- Outstanding performance in low-light irradiance environments
- 5400Pa Excellent mechanical load resistance:Certified to withstand high wind loads(2400Pa) and snow loads(5400Pa)
- TÜV High salt and ammonia resistance certified by TÜV NORD

Mechanical Parameters

Dimensions(LxWxH)	1640*992*35
Weight(kg)	18
Cable Length(mm)	900
Cable cross section size(mm²)	4
No.of cells and connections	60(10x6)
Frame	Anodized aluminum alloy
Packing configuration	25/21pcs/carton

Working Condition

Maximum System voltage	DC1000(TUV)
Operating Temp	-45°C+80°C
Junction Box	IP65/IP67 Rated
Static Loading	≤5400Pa
Maximum Series Fuse(A)	15A
NOCT	47±2°C
Application Class	Class A

Electrical Parameters

Rated Maximum Power at STC(W)	265W	Working Power Voltage(Vmp/P)	31.3V
Working Power Current(Imp/A)	8.47A	Open Circuit Voltage(Voc/v)	38.9V
Short Circuit current(Isc/a)	9.22A	Power Tolerance	0 to +3%
Current Temperature Coefficient(Isc)	0.04%/°C	Voltage Temperature Coefficient(Voc)	-0.30%/°C
Power Temperature Coefficient(Pmp)		-0.39%/°C	



+3% POSITIVE TOLERANCE

10 YEARS PRODUCT WARRANTY

25 YEARS PROGRESSIVE WARRANTY

Monocrystalline Solar Panel (300W)

1 Reliable Quality

- Positive power tolerance:0~+5W
- 100% EL double-inspection ensures modules are defects free
- Modules binned by current to improve system Performance
- Potential Induced Degradation(PID)Resistant

2 Key Features

- Monocrystalline modules designed for commercial and solar farm frid-tied applications
- High power output and highest conversion efficiency
- Anti-reflective and anti-soiling surface reduces power loss from dirt and dust
- Outstanding performance in low-light irradiance environments
- 5400Pa Excellent mechanical load resistance:Certified to withstand high wind loads(2400Pa) and snow loads(5400Pa)
- TÜV High salt and ammonia resistance certified by TÜV NORD

Mechanical Parameters

Dimensions(LxWxH)	1640*992*35
Weight(kg)	18
Cable Length(mm)	900
Cable cross section size(mm²)	4
No.of cells and connections	60(10x6)
Frame	Anodized aluminum alloy
Packing configuration	25/21pcs/carton

Working Condition

Maximum System voltage	DC1000(TUV)
Operating Temp	-45°C+80°C
Junction Box	IP65/IP67 Rated
Static Loading	≤5400Pa
Maximum Series Fuse(A)	15A
NOCT	47±2°C
Application Class	Class A

Electrical Parameters

Rated Maximum Power at STC(W)	300W	Working Power Voltage(Vmp/P)	32.5V
Working Power Current(Imp/A)	9.23A	Open Circuit Voltage(Voc/v)	40.3V
Short Circuit current(Isc/a)	10.03A	Power Tolerance	0 to +3%
Current Temperature Coefficient(Isc)	0.04%/°C	Voltage Temperature Coefficient(Voc)	-0.30%/°C
Power Temperature Coefficient(Pmp)		-0.39%/°C	



+3% POSITIVE TOLERANCE

10 YEARS PRODUCT WARRANTY

25 YEARS PROGRESSIVE WARRANTY

Monocrystalline Solar Panel (330W)

1 Reliable Quality

- Positive power tolerance:0~+5W
- 100% EL double-inspection ensures modules are defects free
- Modules binned by current to improve system Performance
- Potential Induced Degradation(PID)Resistant

2 Key Features

- Monocrystalline modules designed for commercial and solar farm frid-tied applications
- High power output and highest conversion efficiency
- Anti-reflective and anti-soiling surface reduces power loss from dirt and dust
- Outstanding performance in low-light irradiance environments
- 5400Pa Excellent mechanical load resistance:Certified to withstand high wind loads(2400Pa) and snow loads(5400Pa)
- TÜV High salt and ammonia resistance certified by TÜV NORD

Mechanical Parameters

Dimensions(LxWxH)	1956*992*40
Weight(kg)	22
Cable Length(mm)	900
Cable cross section size(mm²)	4
No.of cells and connections	72(12x6)
Frame	Anodized aluminum alloy
Packing configuration	25/21pcs/carton

Working Condition

Maximum System voltage	DC1000(TUV)
Operating Temp	-45°C+80°C
Junction Box	IP65/IP67 Rated
Static Loading	≤5400Pa
Maximum Series Fuse(A)	15A
NOCT	47±2°C
Application Class	Class A

Electrical Parameters

Rated Maximum Power at STC(W)	265W	Working Power Voltage(Vmp/P)	37.5V
Working Power Current(Imp/A)	8.8A	Open Circuit Voltage(Voc/v)	46.5V
Short Circuit current(Isc/a)	9.47A	Power Tolerance	0 to +3%
Current Temperature Coefficient(Isc)	0.04%/°C	Voltage Temperature Coefficient(Voc)	-0.30%/°C
Power Temperature Coefficient(Pmp)		-0.39%/°C	



+3% POSITIVE TOLERANCE

10 YEARS PRODUCT WARRANTY

25 YEARS PROGRESSIVE WARRANTY

Polycrystalline Solar Panel (100W)

1 Reliable Quality

- Positive power tolerance:0~+5W
- 100% EL double-inspection ensures modules are defects free
- Modules binned by current to improve system Performance
- Potential Induced Degradation(PID)Resistant

2 Key Features

- Monocrystalline modules designed for commercial and solar farm frid-tied applications
- High power output and highest conversion efficiency
- Anti-reflective and anti-soiling surface reduces power loss from dirt and dust
- Outstanding performance in low-light irradiance environments
- 5400Pa Excellent mechanical load resistance:Certified to withstand high wind loads(2400Pa) and snow loads(5400Pa)
- TÜV High salt and ammonia resistance certified by TÜV NORD

Mechanical Parameters

Dimensions(LxWxH)	1020*670*30
Weight(kg)	8
Cable Length(mm)	900
Cable cross section size(mm²)	4
No.of cells and connections	36(9x4)
Frame	Anodized aluminum alloy
Packing configuration	25/21pcs/carton

Working Condition

Maximum System voltage	DC1000(TUV)
Operating Temp	-45°C+80°C
Junction Box	IP65/IP67 Rated
Static Loading	≤5400Pa
Maximum Series Fuse(A)	15A
NOCT	47±2°C
Application Class	Class A

Electrical Parameters

Rated Maximum Power at STC(W)	100W	Working Power Voltage(Vmp/P)	18.3V
Working Power Current(Imp/A)	5.47A	Open Circuit Voltage(Voc/v)	22.4V
Short Circuit current(Isc/a)	5.95A	Power Tolerance	0 to +3%
Current Temperature Coefficient(Isc)	0.04%/°C	Voltage Temperature Coefficient(Voc)	-0.30%/°C
Power Temperature Coefficient(Pmp)		-0.39%/°C	



+3% POSITIVE TOLERANCE

10 YEARS PRODUCT WARRANTY

25 YEARS PROGRESSIVE WARRANTY

Polycrystalline Solar Panel (150W)

1 Reliable Quality

- Positive power tolerance:0~+5W
- 100% EL double-inspection ensures modules are defects free
- Modules binned by current to improve system Performance
- Potential Induced Degradation(PID)Resistant

2 Key Features

- Polycrystalline modules designed for commercial and solar farm frid-tied applications
- High power output and highest conversion efficiency
- Anti-reflective and anti-soiling surface reduces power loss from dirt and dust
- Outstanding performance in low-light irradiance environments
- 5400Pa Excellent mechanical load resistance:Certified to withstand high wind loads(2400Pa) and snow loads(5400Pa)
- TÜV High salt and ammonia resistance certified by TÜV NORD

Mechanical Parameters

Dimensions(LxWxH)	1480*670*35
Weight(kg)	11.5
Cable Length(mm)	900
Cable cross section size(mm²)	4
No.of cells and connections	36(4x9)
Frame	Anodized aluminum alloy
Packing configuration	25/21pcs/carton

Working Condition

Maximum System voltage	DC1000(TUV)
Operating Temp	-45°C+80°C
Junction Box	IP65/IP67 Rated
Static Loading	≤5400Pa
Maximum Series Fuse(A)	15A
NOCT	47±2°C
Application Class	Class A

Electrical Parameters

Rated Maximum Power at STC(W)	150W	Working Power Voltage(Vmp/P)	18.1V
Working Power Current(Imp/A)	8.29A	Open Circuit Voltage(Voc/v)	22.2V
Short Circuit current(Isc/a)	9.01A	Power Tolerance	0 to +3%
Current Temperature Coefficient(Isc)	0.04%/°C	Voltage Temperature Coefficient(Voc)	-0.30%/°C
Power Temperature Coefficient(Pmp)		-0.39%/°C	

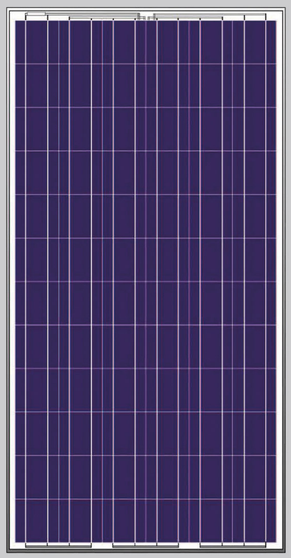

+3% POSITIVE TOLERANCE

10 YEARS PRODUCT WARRANTY

25 YEARS PROGRESSIVE WARRANTY

Polycrystalline Solar Panel (200W)

1 Reliable Quality

- Positive power tolerance:0~+5W
- 100% EL double-inspection ensures modules are defects free
- Modules binned by current to improve system Performance
- Potential Induced Degradation(PID)Resistant

2 Key Features

Monocrystalline modules designed for commercial and solar farm frid-tied applications

High power output and highest conversion efficiency

Anti-reflective and anti-soiling surface reduces power loss from dirt and dust

Outstanding performance in low-light irradiance environments

5400Pa Excellent mechanical load resistance:Certified to withstand high wind loads(2400Pa) and snow loads(5400Pa)

TÜV High salt and ammonia resistance certified by TÜV NORD

Mechanical Parameters

Dimensions(LxWxH)	1320*992*35
Weight(kg)	16
Cable Length(mm)	900
Cable cross section size(mm²)	4
No.of cells and connections	72(12x6)
Frame	Anodized aluminum alloy
Packing configuration	25/21pcs/carton

Working Condition

Maximum System voltage	DC1000(TUV)
Operating Temp	-45°C+80°C
Junction Box	IP65/IP67 Rated
Static Loading	≤5400Pa
Maximum Series Fuse(A)	15A
NOCT	47±2°C
Application Class	Class A

Electrical Parameters

Rated Maximum Power at STC(W)	200W	Working Power Voltage(Vmp/P)	36.3V
Working Power Current(Imp/A)	5.51A	Open Circuit Voltage(Voc/v)	45V
Short Circuit current(Isc/a)	5.92A	Power Tolerance	0 to +3%
Current Temperature Coefficient(Isc)	0.04%/°C	Voltage Temperature Coefficient(Voc)	-0.30%/°C
Power Temperature Coefficient(Pmp)		-0.39%/°C	



+3% POSITIVE TOLERANCE

10 YEARS PRODUCT WARRANTY

25 YEARS PROGRESSIVE WARRANTY

Polycrystalline Solar Panel (265W)

1 Reliable Quality

- Positive power tolerance:0~+5W
- 100% EL double-inspection ensures modules are defects free
- Modules binned by current to improve system Performance
- Potential Induced Degradation(PID)Resistant

2 Key Features

Polycrystalline modules designed for commercial and solar farm frid-tied applications

High power output and highest conversion efficiency

Anti-reflective and anti-soiling surface reduces power loss from dirt and dust

Outstanding performance in low-light irradiance environments

5400Pa Excellent mechanical load resistance:Certified to withstand high wind loads(2400Pa) and snow loads(5400Pa)

TÜV High salt and ammonia resistance certified by TÜV NORD

Mechanical Parameters

Dimensions(LxWxH)	1640*992*35
Weight(kg)	18
Cable Length(mm)	900
Cable cross section size(mm²)	4
No.of cells and connections	60(10x6)
Frame	Anodized aluminum alloy
Packing configuration	25/21pcs/carton

Working Condition

Maximum System voltage	DC1000(TUV)
Operating Temp	-45°C+80°C
Junction Box	IP65/IP67 Rated
Static Loading	≤5400Pa
Maximum Series Fuse(A)	15A
NOCT	47±2°C
Application Class	Class A

Electrical Parameters

Rated Maximum Power at STC(W)	265W	Working Power Voltage(Vmp/P)	31.2V
Working Power Current(Imp/A)	8.49A	Open Circuit Voltage(Voc/v)	38.8V
Short Circuit current(Isc/a)	9.16A	Power Tolerance	0 to +3%
Current Temperature Coefficient(Isc)	0.04%/°C	Voltage Temperature Coefficient(Voc)	-0.30%/°C
Power Temperature Coefficient(Pmp)		-0.39%/°C	



+3% POSITIVE TOLERANCE

10 YEARS PRODUCT WARRANTY

25 YEARS PROGRESSIVE WARRANTY

Polycrystalline Solar Panel (300W)

1 Reliable Quality

- Positive power tolerance:0~+5W
- 100% EL double-inspection ensures modules are defects free
- Modules binned by current to improve system Performance
- Potential Induced Degradation(PID)Resistant

2 Key Features

Monocrystalline modules designed for commercial and solar farm frid-tied applications

High power output and highest conversion efficiency

Anti-reflective and anti-soiling surface reduces power loss from dirt and dust

Outstanding performance in low-light irradiance environments

5400Pa Excellent mechanical load resistance:Certified to withstand high wind loads(2400Pa) and snow loads(5400Pa)

TÜV High salt and ammonia resistance certified by TÜV NORD

Mechanical Parameters

Dimensions(LxWxH)	1956*992*40
Weight(kg)	22
Cable Length(mm)	900
Cable cross section size(mm²)	4
No.of cells and connections	72(12x6)
Frame	Anodized aluminum alloy
Packing configuration	25/21pcs/carton

Working Condition

Maximum System voltage	DC1000(TUV)
Operating Temp	-45°C+80°C
Junction Box	IP65/IP67 Rated
Static Loading	≤5400Pa
Maximum Series Fuse(A)	15A
NOCT	47±2°C
Application Class	Class A

Electrical Parameters

Rated Maximum Power at STC(W)	300W	Working Power Voltage(Vmp/P)	36.3V
Working Power Current(Imp/A)	8.27A	Open Circuit Voltage(Voc/v)	45V
Short Circuit current(Isc/a)	8.93A	Power Tolerance	0 to +3%
Current Temperature Coefficient(Isc)	0.04%/°C	Voltage Temperature Coefficient(Voc)	-0.30%/°C
Power Temperature Coefficient(Pmp)		-0.39%/°C	



+3% POSITIVE TOLERANCE

10 YEARS PRODUCT WARRANTY

25 YEARS PROGRESSIVE WARRANTY

Polycrystalline Solar Panel (330W)

1 Reliable Quality

- Positive power tolerance:0~+5W
- 100% EL double-inspection ensures modules are defects free
- Modules binned by current to improve system Performance
- Potential Induced Degradation(PID)Resistant

2 Key Features

Polycrystalline modules designed for commercial and solar farm frid-tied applications

High power output and highest conversion efficiency

Anti-reflective and anti-soiling surface reduces power loss from dirt and dust

Outstanding performance in low-light irradiance environments

5400Pa Excellent mechanical load resistance:Certified to withstand high wind loads(2400Pa) and snow loads(5400Pa)

TÜV High salt and ammonia resistance certified by TÜV NORD

Mechanical Parameters

Dimensions(LxWxH)	1956*992*40
Weight(kg)	22
Cable Length(mm)	900
Cable cross section size(mm²)	4
No.of cells and connections	72(12x6)
Frame	Anodized aluminum alloy
Packing configuration	25/21pcs/carton

Working Condition

Maximum System voltage	DC1000(TUV)
Operating Temp	-45°C+80°C
Junction Box	IP65/IP67 Rated
Static Loading	≤5400Pa
Maximum Series Fuse(A)	15A
NOCT	47±2°C
Application Class	Class A

Electrical Parameters

Rated Maximum Power at STC(W)	330W	Working Power Voltage(Vmp/P)	37.1V
Working Power Current(Imp/A)	8.89A	Open Circuit Voltage(Voc/v)	46V
Short Circuit current(Isc/a)	9.43A	Power Tolerance	0 to +3%
Current Temperature Coefficient(Isc)	0.04%/°C	Voltage Temperature Coefficient(Voc)	-0.30%/°C
Power Temperature Coefficient(Pmp)		-0.39%/°C	

SOLAR POWER SYSTEM APPLICATIONS

10 YEARS OF EXPERIEN CE IN SOLAR SOLUTION



>>>

Solar Controller/Solar Inverter/Solar Battery/Racking

Specialized in R&D, manufacturing and integrating of renewable energy resources, we provide customers with a complete set of solar power system and components. The inverters and controllers are designed in our own patent, and can be customized as per each client's specific requirements.

We promise: the materials and original components of our solar systems are in compliance with international safety standards; Assured with reliable and stable working, easy for maintenance.











AN-MPSG

1 Main Features

- Fashion Aluminum alloy shell, with LED indicator light display
- With battery temperature protection, prolong the battery life.
- Within inverter, support all type Household appliances,
- Support charging and discharging
- With MPPT solar power function, make the best use of solar panel
- Low power consumption, long standby
- Pure sine wave





2 Technical Indexes

Item: AN-MPSG		1000VA/500W		1500VA/1000W	
Inverter	Battery Voltage	12V		24V	
	Lithium Battery	12V 25AH	12V 50AH	24V 25AH	24V 50AH
	Output voltage	110/220VAC			
	Frequency	50Hz/60Hz			
	Waveform	Pure Sine Wave			
Solar Input	Max PV Voltage	⩽25VDC		⩽50VDC	
	Charge Voltage	10-25VDC		20-50VDC	
	MPPT rated charge current	30A			
	Max Power	360Wp		720Wp	
DC output	5VDC USB output port	2 ones/MAX 2A			
	12VDC output port	2 DC ports + backboard 12V terminal block(MAX 8A)			
AC output	220VAC output port	2 AC output socket			
Starting temperature of the exhaust fan		>40℃			
Ambient temperature for operation		0-45℃			
Ambient temperature for storage		-25°C - +55°C			
Operation/storage conditions		0-90%(no condensation)			



AN-DCL

1 Main Features

- Short circuit protection
- Battery power indicator
- Overloading protection
- Overvoltage protection
- Overheat protection
- Built in inverter modified sine wave
- 4* DC12V output and 2* 5V USB output

Mini solar home system includes Solar panel, solar battery, solar controller, inverter, LED lamps and USB charger cable. It is one system which is special designed to meet customers' demand of electricity when they go to camping or there's no lights. It can be applied to any areas that electricity is in short supply. Use very widely. It can charge for Cell phones, lights, mp3 and other DC charging products.





2 Technical Indexes

Item: AN-DCL	6W	10W	10W	20W	20W	30W
Rated Output Voltage	DC 12V					
Rated Output Current	DC 5A					
Solar Panel	18V 6W	18V 10W	18V 10W	18V 20W	18V 20W	18V 30W
Charging Time	9 hours	5.5 hours	5.5 hours	5 hours	5 hours	6.8 hours
Lead Acid Battery	12V 7Ah	12V 7Ah	12V 7Ah	12V 12Ah	12 12Ah	12V 24Ah
FM radio & MP3 player	No	No	Yes	No	Yes	No
Overload Protection	Yes	Yes	Yes	Yes	Yes	Yes
Under-voltage Protection	Yes	Yes	Yes	Yes	Yes	Yes
Overcharge Protection	Yes	Yes	Yes	Yes	Yes	Yes
Short-circuit Protection	Yes	Yes	Yes	Yes	Yes	Yes
Accessories (Optional)	• DC12V 2/3/5W LED light • 5m or 10m light cables • 5V 500mA USB charge cable for charging mobile phones • AC-DC adapter (Universal \ British \ European \ American \ Australian \ South Africa types) • 4" 2.5W USB DC mini fan					



AN-FY

1 Main Features

- Double CPU intelligent control technology, excellent performance;
- The grid mode/energy-saving mode/battery mode could be set, application flexible;
- Charge current/battery type could be set, convenient and practical;
- Intelligent fan control, safe and reliable;
- Pure sine wave AC output, and be adapt to all kinds of loads,
- LCD display equipment parameter in real-time, operation status be clear at a glance;
- Output overload, short circuit protection, various of automatic protection and alarm warning;





2 Technical Indexes

Item: AN-FY		1-3KW	4-6KW	7-8KW
Battery	Rated Voltage	12/24/48VDC	48/96VDC	48/96VDC
	Charge Current	30A（default）-C0-C6can be set		
	Battery Type	U0-U7 can be set		
Input	Voltage Range	110V/220VAC		
	Frequency	45-65Hz		
Output	Voltage range	110VAC/220VAC；±5%(Inverter mode)		
	Frequency	50/60Hz±1%(Inverter mode)		
	Output wave	Pure sine wave		
	Switching time	＜10ms(typical load)		
	Efficiency	＞85%（80% Resistance load）		
	Overload	110-120%/30S；＞160%/300ms；		
	Protection	Battery overvoltage/lowvoltage, overload, short circuit protection, overtemperature protection, etc.		
Operating ambient temperature		0-40℃		
Storage ambient temperature		-15 - +50℃		
Operating/Storage ambient		0-90%No condensation		
Machine Size: L*W*H (mm)		463*305*177	522*355*187	630*385*262
Package size: L*W*H (mm)		520*350*227	580*400*237	690*430*310



AN-TY

1 Main Features

- Excellent performance due to double CPU intelligent control.
- Settable the mains supply preferred mode, energy-saving mode and battery preferred mode.
- Controlled by intelligent fan which is more safe and reliable.
- Pure sine wave AC output, which is able to adapt to various types of load.
- LCD display device parameters in real time, showing you the running state.
- All kinds of automatic protection and alarm of output overload and short circuit.
- Intelligent monitor the device status due to the RS232 communication interface design.





2 Technical Indexes

Item: AN-TY		10KW	12KW	15KW	20KW
Battery	Rated Voltage	96/192VDC	192VDC		
	Charge Current	10-20A			
	Low Voltage Protection	84VDC/168VDC	168VDC		
Input	Voltage Range	110V/220VAC			
	Frequency	45-65Hz			
Output	Voltage range	110VAC/220VAC；±5%(Inverter mode)			
	Frequency	50/60Hz±1%(Inverter mode)			
	Output wave	Pure sine wave			
	Switching time	＜4ms(typical load)			
	Efficiency	＞85%（80% Resistance load）			
	Overload	110-120%/30S；＞160%/300ms；			
	Protection	Battery overvoltage/lowvoltage, overload, short circuit protection, overtemperature protection, etc.			
Operating ambient temperature		0-40℃			
Storage ambient temperature		-15 - +50℃			
Operating/Storage ambient		0-90%No condensation			
Machine Size: L*W*H (mm)		555*368*695	655*383*795		
Gross Weight(KG)		110	130	150	170



AN-TPI

1 Main Features

- Advanced operation mode, frequency tracking, phase-locking voltage stabilization, noise filtering and prevention of impact by fluctuation of the power grid realized in output of the inverter;
- Efficient IGBT(Insulated Gate Bipolar Transistor) inversion technology;
- High adaptability, a wide range of input frequency(45Hz-65Hz), which realizes stable operation of fuel generators;
- Great loading capacity, suitability for industrial applications such as machine tools and wire cutters;
- Reliable performance, a power-on test function for timely discovery elimination of potential hazards;
- Management function, big LCD, visualized display of operation statuses through flow charts, intelligent icon touch buttons, tabular data, event records, etc.





2 Technical Indexes

Item: AN-TPI		30KW	40KW	60KW	80KW	100KW	150KW	200KW
AC Input	Phase number	Three-phase+N+G						
	Voltage	AC220V/AC380V						
	Frequency	50Hz/60Hz						
DC Input	DC voltage	DC192V/DC220V/DC240V/DC380V						
	Floating battery	13.6V of each battery * battery quantity						
	Cut-off voltage	10.8V of each battery * battery quantity						
AC Output	Phase number	Three-phase+N+G						
	Voltage	AC220V/AC380V±1%(steady load)						
	Frequency	50Hz/60Hz±5%(mains supply)50Hz±0.01%(battery)						
	Output Waveform	Pure sine wave						
	Efficiency	＞95%(100% load)						
	THD	Linear load: <3%; non-linear load: <5%						
	Dynamic load voltage transient	<±5%(jump from 0 to 100%)						
	Instant recovery time	<100ms						
	Unbalanced voltage	<3±3%<±1%(balanced load voltage)						
	Overload capacity	120%, 20s;>150%,100ms						
	Time of switching between the battery and the mains supply	3s-5s						
Operating efficiency		≥95%(load:100%)						
Computer communication interface		RS 232/RS 485(SNMP remote monitoring network adapter)						
Operating temperature		-10~40℃						
Machine Size: L*W*H (mm)		580*750*920		600*720 *1500	900*800*1800		1380*800*1800	
Gross Weight(KG)		300	360	500	580	688	850	980



AN-SCI02

1 Main Features

- **Integrates:**
  High efficiency pure sine wave inverter(PF=1);
  Wide PV input range(120Vdc--500Vdc)80A MPPT SCC;
  Intelligent 3 stage 80A AC battery charger
- Surges to 2X continuous power for 5 seconds for motor loads.
- Intelligent functionality enables utility and solar input prioritization.
- Wide utility input range(90Vac--280Vac) for unreliable grid even in the most challenging environments.
- Field serviceable with replacement boards and spare parts.
- Monitor, troubleshoot, or communication with USB/RS232.
- System configures quickly into compact, wall-mounted system.







2 Technical Indexes

Item: AN-SCI02		3200VA/3200W	5000VA/5000W
AC Input	Voltage	230VAC	
	Selectable voltage range	170-280 VAC (For Personal Computers)	
		90-280 VAC (For Home Appliances)	
	Frequency	50Hz/60Hz	
Output	AC Voltage Regulation (Batt. Mode)	230VAC ± 5%	
	Surge Power	6000VA	10000VA
	Efficiency (Peak) PV to INV.	97%	
	Efficiency (Peak) Battery to INV.	94%	
	Transfer Time	10 ms (For Personal Computers) ; 20 ms (For Home Appliances)	
	Waveform	Pure sine wave	
Battery & AC Charger	Battery voltage	24 VDC	48 VDC
	Floating Charge Voltage	27 VDC	54 VDC
	Overcharge Protection	33 VDC	63 VDC
	Maximum Charge Current	80 A	60 A
Solar Charger	Maximum PV Array Power	4000 W	
	MPPT Range Operating Voltage	120 ~ 450 VDC	
	Maximum PV Array Open Circuit Voltage	500 VDC	
	Maximum Charging Current	80A	
	Maximum Efficiency	98%	
Communication interface		USB/RS232	
Humidity		5% to 95% Relative Humidity(Non-condensing)	
Operating Temperature		0°C - 55°C	
Machine Size: L*W*H (mm)		100 x 300 x 440	
Gross Weight(KG)		9	10



AN-SCI03

1 Main Features

The AN-SCI03 series is designed to power your home appliances or precious 3C electronics. It also can handle motor-type loads with high surge power such as vacuums, small freezers, or drills. With built-in solar charger, it can convert solar power to battery power and provide continuous power to connected equipment during night time.







Package

2 Technical Indexes

Item: AN-SCI03		1200VA/800W	2400VA/1500W
AC Input	Voltage	230VAC	
	Selectable voltage range	170-280 VAC (For Personal Computers)	
		90-280 VAC (For Home Appliances)	
	Frequency	50Hz/60Hz	
Output	AC Voltage Regulation (Batt. Mode)	230VAC ± 10%	
	Transfer Time	20 ms typical	
	Waveform	Simulated Sine Wave	
Battery & AC Charger	Battery voltage	12 VDC	24 VDC
	Floating Charge Voltage	13.7 VDC ±0.25 VDC	27.4 VDC ±0.5 VDC
	Maximum Charge Current	10A or 20A	
Solar Charger	System Voltage	12VDC	24VDC
	MPPT rated power	500W	1000W
	Maximum PV Array Open Circuit Voltage	15~80 VDC	30~80 VDC
	Maximum Charging Current	40A	
	Max. PV Array Open Circuit Voltage	102VDC	
Humidity		5% to 95% Relative Humidity(Non-condensing)	
Operating Temperature		0°C - 55°C	
Machine Size: L*W*H (mm)		282 X 221 X 73	
Gross Weight(KG)		3.2	3.5



AN-SCI04

1 Main Features

- Pure sine wave output & Cold start function;
- Built-in MPPT solar charge controller;
- Selectable charging current based on applications;
- Configurable AC/Solar input priority via LCD setting;
- Compatible to mains voltage or generator power;
- Auto restart while AC is recovering;
- Overload and short circuit protection;
- Smart battery charger design to optimize battery performance;
- Selectable input voltage range for home appliances and personal computers;





2 Technical Indexes

Item: AN-SCI04		1000W	2000W	3000W	5000W	8000W	10000W	12000W
Input	Voltage	85-135VAC(110VAC or 120VAC)/170-275VAC(220VAC or 230VAC)						
	Frequency	45-65Hz						
Output	Voltage	AC110/ AC120V/AC220V/AC230V±2% (battery mode)						
	Frequency	45-65Hz						
Output waveform		Sine wave						
Efficiency		>85%						
Solar input voltage		(MPPT)<200VDC						
Output waveform		Sine wave						
Efficiency		>85%						
Solar charging current		20/30A		50A		100A		
Battery		Optional						
Battery rated voltage		>85%						
Solar charging current		12/24/48VDC			24/48/96 VDC		48/96VDC	
Max AC charging current		0-30A(optional)						
Conversion way		Interactive						
Capacity of overload		110%-120% turn to bypass after 30secs, 160% maintain 300ms and the shut down						
Communication port		RS-232						
Operating Temperature		-10~+40℃						
Operating Humidity		10%-90%						
Machine Size: L*W*H (mm)		470*290*200			680*300 *225		780*345*260	



AN-AGM/GEL

1 Main Features

- Sealed and maintenance free operation.
- Non-Spillable construction design.
- ABS containers and covers (UL94HB, UL94V-0) optional.
- Safety valve installation for explosion proof.
- High quality and high reliability.
- Exceptional deep discharge recovery performance.
- Low self-discharge characteristic.
- Flexibility design for multiple install positions.

Item: AN-AGM/GEL	38AH	65AH	100AH	120AH	150AH	200AH	250AH
Internal Resistance	Full charged at 25℃: 0.006 Ohm						
Self Discharge	3% of capacity declined per month at (25℃)						
Capacity Affected by Temp.(20HR)	60℃		25℃		0℃		-50℃
	104%		100%		95%		86%
Rated capacity(AH) at different hours	10hr				30hr		
	100%C10				110%C10		
Storage capacity of battery	One month(25℃)		Three month(25℃)		Six month(25℃)		
	95%		90%		88%		
Max charge current	25℃ 10(A)						
Voltage	12V						
Designed Floating Life	8 years						



Sloped roof mounting systems

When it comes to residential solar installations, solar panels are often found on sloped rooftops. There are many mounting system options for these angled roofs, with the most common being railed, rail-less and shared rail. All of these systems require some type of penetration or anchoring into the roof, whether that's attaching to rafters or directly to the decking.



Flat roof mounting systems

Commercial and industrial solar applications are often found on large flat rooftops, like on big-box stores or manufacturing plants. These roofs may still have a slight tilt but not nearly as much as sloped residential roofs. Solar mounting systems for flat roofs are commonly ballasted with few penetrations.