Cex-wdm Module

Features

- Automatic Optical alignment
- Bi-directional
- Optical path epoxy free
- Low insertion loss & high Isolation;
- Thin Film Filter Technology
- RoHS compliant



Applications

T&S's Cex-wdm Series is designed for Next Generation Passive Optical Networks (NG-PON), a new optical access system that coexists with GPON on the same ODN. Our Cex-wdm Modules, including GPON, XG-PON, NG-PON2 and OTDR, are designed to accommodate NG-PON1 and NG-PON2 TWDM wavelengths to maximize the density and enhance the speed of optical distribution network.

Specification

Parameters		Unit	Specification
Operating Wavelength Range		nm	1260～1660
GPON Bands	Operating Wavelength	nm	1290～1330 & 1480～1500
	Insertion Loss*	dB	≤1.0
	Isolation@XG-PON bands&NG-PON2bands&OTDR bands	dB	≥35
XG-PON Bands	Operating Wavelength	nm	1260～1280 & 1575～1581
	Insertion Loss*	dB	≤1.6
	Isolation@GPON bands&NG-PON2bands&OTDR bands	dB	≥35
NG-PON2 Bands	Operating Wavelength	nm	1524～1544 &1596～1625
	Insertion Loss*	dB	≤1.8
	Isolation@GPON bands&XG-PON bands&OTDR bands	dB	≥40
OTDR Bands	Operating Wavelength	nm	1640～1660
	Insertion Loss*	dB	≤2.2
	Isolation@GPON bands&XG-PON bands&NG-PON2 bands	dB	≥35
Pass Channel Ripple		dB	≤0.3

8 Jinxiu Middle Road, Pingshan, Shenzhen, Guangdong, 518118, P. R. China
+86 755 32983688 |info@china-tscom.com | www.china-tscom.com

Return Loss	dB	≥45
Directivity	dB	≥45
Polarization Dependent Loss	dB	≤0.2
Polarization Mode Dispersion	Ps	≤0.2
Power handling	mW	≥300
Fiber Type	/	Customer specified
Fiber Length	m	1.0m or customer specified
Connector Type	/	Customer specified
Operating Temperature	℃	-5~+70
Storage Temperature	℃	-40～+85
Package Dimension	mm	L100 x W80 x H10 ABS Box or L60 x W50 x H8 Metal Box

Note:

·Insertion loss excluding connector loss.

·Customized dimension is available.

Spectral Test Chart

Type A:

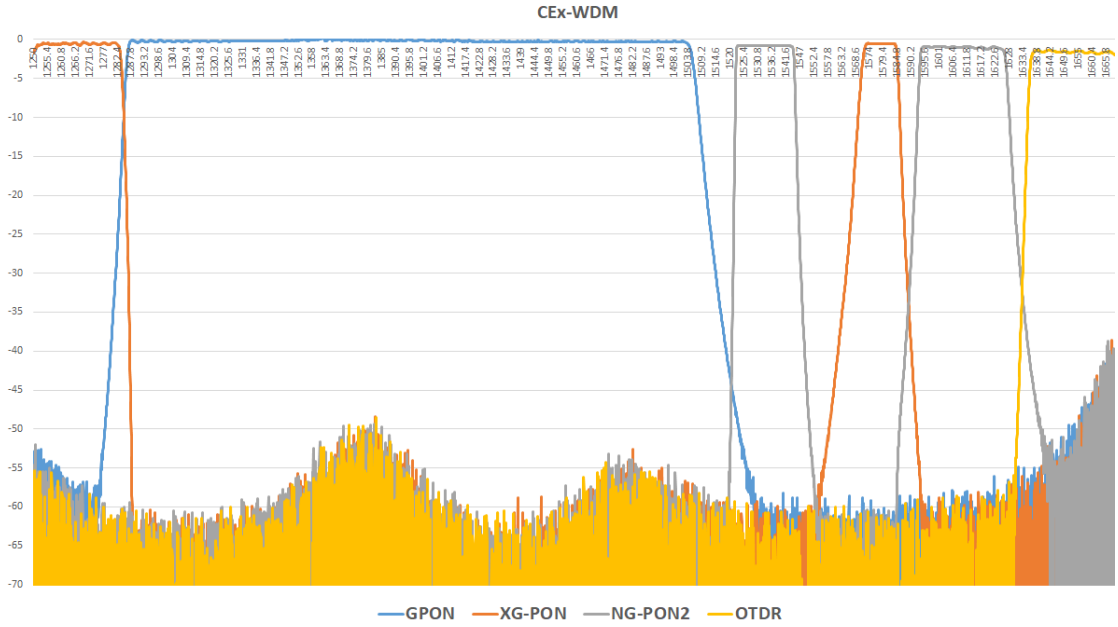

Type B:

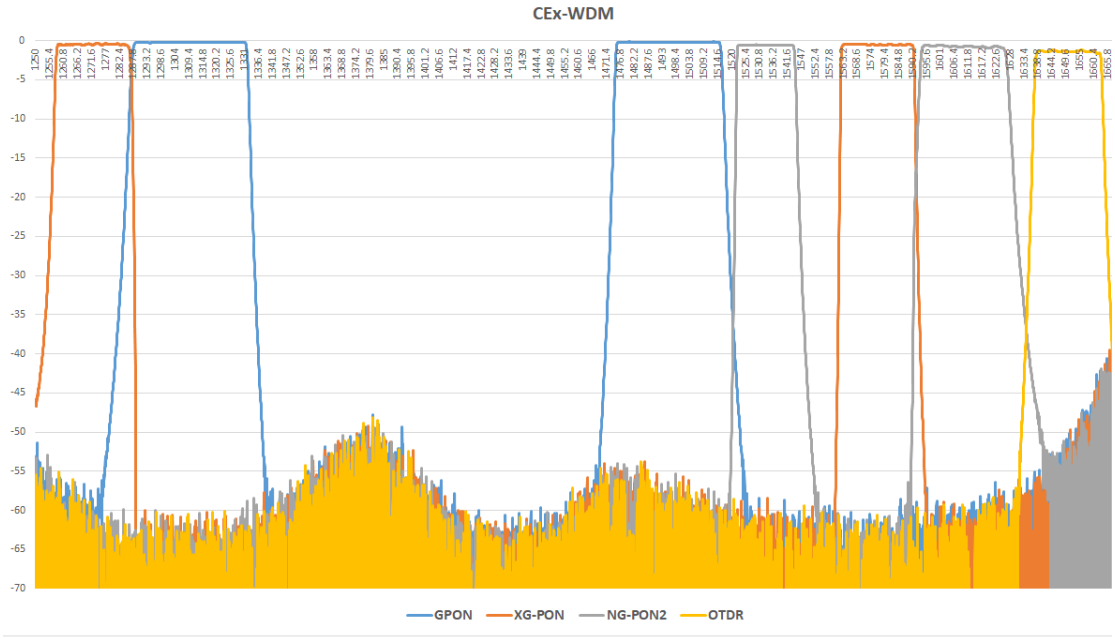

8 Jinxiu Middle Road, Pingshan, Shenzhen, Guangdong, 518118, P. R. China
+86 755 32983688 |info@china-tscom.com | www.china-tscom.com