AG-22 Series

Sprcifically for short-strok cylinders.



Model	AG-22DF	AG-22N	AG-22P
Sensor logic	Normally Open	Normally Open	
Output type	2 Wire Solid State	NPN(PNP) Current Sinking	NPN/PNP Automatic Detection
voltage range	10 ~ 30V DC	5 ~ 30V DC	
Sensor current	1 ~ 50 mA	0 ~ 100 mA	0 ~ 200 mA
Sensor Rating	1.5 W Max.	3 W Max.	3 W Max.
Consumption	/	3 mA Max.@24V	3 mA Max.@24V
Voltage drop	2.65V Max.@50mA DC	0.5V Max.@200mA DC	0.5V Max.@200mA DC
Leakage current	90 μA Max.@28V	0.01 mA Max.	
Indicator	Red LED	Red LED	Green LED
Cable	Φ2.8,2C,Grey Oil-Resistant PVC	Φ2.8,3C,Grey Oil-Resistant PVC	
Sensitivity	40 ~ 800 Gauss	40 ~ 800 Gauss	
Sensor frequency	900Hz	900Hz	
Temperature	-10 ~ 70℃	-10 ~ 70℃	
Shock	50G	50G	
Vibration	9G	9G	
Protection circuit	Surge Suppression	Power Reverse Polarity; Surge Suppression	

1. Operating voltage of AG-22R-QD8 is 60V AC/DC (Based on IEC61076-2-101).
2. Measuring standard target: 15.5 * 8 * 5t(Anisotropic Plastic Magnet).
3. Sin Wave / X Y Z 3 Directions /3Times Each Direction / 11mS Each Time.
4. Double Amplitude 1.5mm / 10Hz~55Hz~10Hz(Sweep 1min) / X Y Z 3 Directions / 1Hour Each Time.

Connect diagram

AG-22 DF

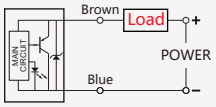

AG-22 P

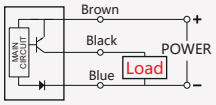

AG-22 N

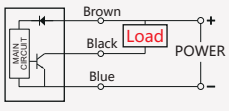

AG-22 Magnetic sensor

1.The switch is installed from behind the groove.
2. Adjustable switch position.
3.Tighten the screws and install it.

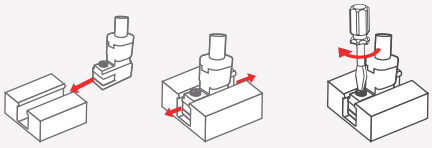

Product Specifications (Unit: mm)

AG-22DF

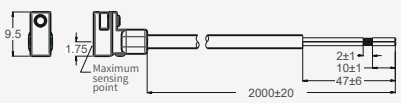

AG-22DF-QC8

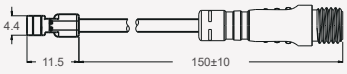

AG-22N(P)

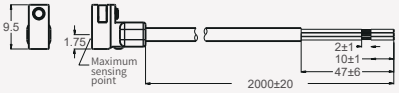

AG-22N(P)-QC8

