AG-59 Series

Sprcifically for short-strok cylinders.



Model	AG-59DF	AG-59N	AG-59P
Sensor logic	Normally Open	Normally Open	
Output type	2 Wire Solid State	NPN(PNP) Current Sinking	NPN/PNP Automatic Detection
voltage range	10～30V DC	5～30V DC	
Sensor current	1～50 mA	0～100 mA	0～100 mA
Sensor Rating	1.5 W Max.	3 W Max.	3 W Max.
Consumption	/	3 mA Max.@24V	3 mA Max.@24V
Voltage drop	2.65V Max.@50mA DC	0.8V Max.@200mA DC	0.8V Max.@200mA DC
Leakage current	90 μA Max.@28V	0.01 mA Max.	
Indicator	Red LED	Red LED	Green LED
Cable	Φ3.3,2C,Grey Oil-Resistant PVC	Φ3.3,3C,Grey Oil-Resistant PVC	
Sensitivity	40～800 Gauss	40～800 Gauss	
Sensor frequency	900Hz	900Hz	
Temperature	-10～70℃	-10～70℃	
Shock	50G	50G	
Vibration	9G	9G	
Protection circuit	Surge Suppression	Power Reverse Polarity; Surge Suppression	

1. Operating voltage of AG-59R-QD8 is 60V AC/DC (Based on IEC61076-2-101).
2. Measuring standard target: 15.5 * 8 * 5t(Anisotropic Plastic Magnet).
3. Sin Wave / X Y Z 3 Directions /3Times Each Direction / 11mS Each Time.
4. Double Amplitude 1.5mm / 10Hz~55Hz~10Hz(Sweep 1min) / X Y Z 3 Directions / 1Hour Each Time.

Connect diagram

AG-59 DF

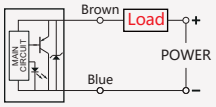

AG-59 P

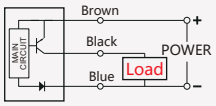

AG-59 N

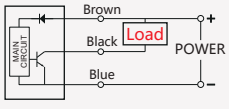

AG-59 Magnetic sensor

1.Comes with a PO fixing fixture
It can be applied to Φ30~Φ100 meter cylinder.
2.With PCD fixing fixture (without Φ250)
It can be applied to tie rod cylinders below Φ250.
3.With PCF fixing fixtures
It can be applied to Φ250~Φ320 tie rod cylinder
4.Comes with a PBL fixing strap
It can be applied to Φ6~ Φ145 round cylinder



Product Specifications (Unit: mm)

AG-59DF

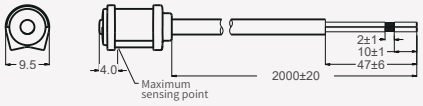

AG-59DF-QC8

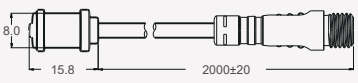

AG-59N(P)

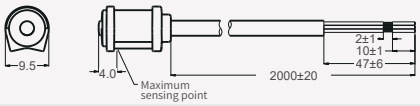

AG-59N(P)-QC8

