Dynasty Elite line of Orthodontic Instruments

INNOVATIVE AND RELIABLE QUALITY



- Wear and corrosion resistant metal inserted jaws.
- Metal inserted jaws ensure consistent performance and reliability of cutting edges.
- Plier's shape with round edges make sure maximum comfort and safety.
- Forging is made with highest quality surgical grade stainless steel.
- Pliers made with box-joint method which stops lateral play or staggering and it retains cutting edges alignment and provide smooth and precise floating movements without effort.
- Exactly specified sizes and design of handles fit with the natural movement of hands.
- Elegant Matte Finish/ Stunning mirror touch on Handle





Metal Inserted Jaws



Round Edges



Box-joint formation

Pin and ligature Cutter







04-102-01A

- Straight jaw
- Maximum cutting capacity: soft wires up to 0.15”
- Standard handle

Pin and Ligature Cutter 15° Angle







04-102-01B

- 15° Angled Jaws
- Maximum cutting capacity: soft wires up to 0.15”
- Standard handle

Pin and ligature Cutter Long Handle





04-102-01C

- Straight jaw
- Maximum cutting capacity: soft wires up to 0.15”
- Standard handle

Pin and ligature Cutter Long Beak



04-102-01D

- Straight jaw
- Maximum cutting capacity: soft wires up to 0.15”
- Standard handle

Micro Pin and Ligature Cutter 15° Angle



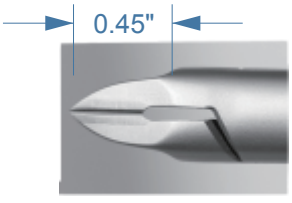



04-102-01E

- Micro 15° Angled Jaws
- Maximum cutting capacity: soft wires up to 0.15”
- Standard handle

Instruments

Reversed Action Ligature Cutter 40 Degree







- Maximum cutting capacity: soft wires up to 0.15”
- Standard handle

04-102-01F

Hard Wire Cutter







- Straight jaw
- Maximum cutting capacity: Archwire Up To .022” X .028”
- Standard handle

04-102-06A

Hard Wire Cutter 15° Angle







- 15° Angled Jaws
- Maximum cutting capacity: Archwire Up To .022” X .028”
- Standard handle

04-102-06B

Distal End Cutter With Safety Hold







- Minimum Cutting Capacity: .014”
- Maximum Cutting Capacity: .021” X .025”
- Regular handle

04-102-04A

Mini Distal End Cutter With Safety Hold







- Minimum Cutting Capacity: .014”
- Maximum Cutting Capacity: .021” X .025”
- Mini handle

04-102-04B

Distal End Cutter With Safety Hold Long Handle







04-102-04C

- Minimum Cutting Capacity: .014”
- Maximum Cutting Capacity: .021” X .025”
- Mini handle

Flush Cut Distal End Cutter







04-102-04D

- Minimum Cutting Capacity: .014”
- Maximum Cutting Capacity: .021” X .025”
- Regular handle

Flush Cut Distal End Cutter Safety Hold







04-102-04E

- Minimum Cutting Capacity: .014”
- Maximum Cutting Capacity: .021” X .025”
- Long handle

Weingart Plier Slim







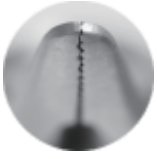

04-101-09A

- Slim Jaw
- Standard handle

Weingart Plier Utility







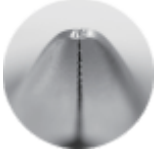

04-101-09B

- Standard handle

Instruments

Weingart Plier Angled Long Beak









- Long Beak
- Standard handle

04-101-09C

Weingart Piler Angled Short Beak









- Short beak
- Standard handle

04-101-09D

Weingart Plier Large









- Large Jaw
- Standard handle

04-101-09E

Weingart Plier Lingual









- Slim Jaw
- Standard handle

04-101-09F

How Plier Straight











- Straight
- Standard handle

04-101-04A

How Plier Curved











- Curved
- Regular handle

04-101-04B

Posterior Band Remover Pliers(Short)









- Short
- Replacement pads (Heat Sterilizable) Diameter 6.35mm, 1/4”
- Regular handle

04-101-02A

Posterior Band Remover Pliers(Regular)









- Regular
- Replacement pads (Heat Sterilizable) Diameter 6.35mm, 1/4”
- Regular handle

04-101-02B

Posterior Band Remover Pliers (Long)









- Long
- Replacement pads (Heat Sterilizable) Diameter 6.35mm, 1/4”
- Regular handle

04-101-02C

Micro Posterior Band Remover Plier Long



- Replacement Metal inserted Tip.
- Replacement pads (Heat Sterilizable) Diameter 6.35mm, 1/4”
- Regular handle

04-101-02D

Instruments

Adhesive Remover Pliers









- Replacement Metal inserted Tip.
- Replacement pads (Heat Sterilizable) Diameter 6.35mm, 1/4”
- Regular handle

04-101-10A

Bracket and Adhesive Removing Pliers



- Replacement pads (Heat Sterilizable) Diameter 6.35mm, 1/4”
- Regular handle

04-101-10B

Removing Brackets and Adhesive Residue (Straight)









- Straight
- Regular handle

04-101-05

Removing Brackets and Adhesive Residue (Curved)









- Angled
- Regular handle

04-101-08

Bird Beak Pliers









- Round and Square Beaks
- Regular handle

04-101-15

Light Wire Pliers









- Round and Square Beaks
- Regular handle

04-102-02A

Micro Light Wire Pliers









04-102-02B

Light Wire Pliers









- Long Round and Square Beaks
- Regular handle

04-102-02C

Light Wire Pliers With Grooved









- Round and square beak with one groove in jaw
- Standard handle

04-102-02D

Light Wire Pliers With Cutter







- Round and Square Beak, 3 grooves and cutter
- Standard handle

04-102-02E

Instruments

Jarabak Pliers



04-101-16A

Jarabak Pliers with Cutter



04-101-16B

Step Pliers









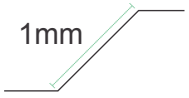



04-101-19A

Step Pliers 1mm
Round Head





04-101-19B

Step Pliers 0.75mm
Round Head





04-101-19C

Step Pliers 0.50mm
Round Head

Adam Pliers









- Square Beaks
- Regular handle

04-101-17

Lingual Arch Forming Pliers









- Grooved jaw
- Standard handle

04-101-18

De La Rosa Pliers





- Smooth
- Regular handle

04-101-20A

De La Rosa Pliers Grooved







- Grooved
- Regular handle

04-101-20B

Ball Hook Crimping Pliers







Tip Shape



- Precision working jaws
- Regular handle

04-101-11

Instruments

Torquing pliers-Male



- Precision working jaws
- Regular handle

04-101-01A

Torquing pliers-Female



- Precision working jaws
- Regular handle

04-101-01B

Tweed Forming Pliers









- Precision working jaws
- Regular handle

04-101-03

Hollow Chop Pliers









- Standard handle

04-101-21

Optical Pliers



- Standard handle

04-101-22

Nance Loop Pliers









04-101-07

● Standard handle

Tweed Pliers

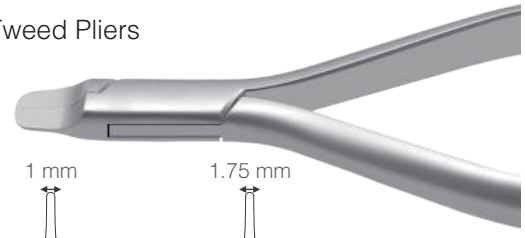







04-102-05A **04-102-05B**

● Regular handle

Crown and Band Pliers



04-101-23

● Standard handle

Band Contouring Pliers



04-101-24

● Standard handle

Crown and Contouring Pliers



04-101-25

● Mini handle

Instruments

V-Bending Pliers



04-101-26

- Mini handle

Three Prong Mini Pliers









04-101-12A

- Mini handle

Three Prong Pliers Regular







04-101-12B

- Standard handle

Cinch Back Plier





04-101-27

- Hammer Head Tie Back Plier
- The Distal Cinch Back Pliers handle the difficult task of cinching the wire behind the buccal tube with one squeeze after wire is ligated. They will not distort the archwire and eliminate the need to anneal NiTi wire. They also help eliminate emergency visits due to wire slippage out of the buccal tubes.

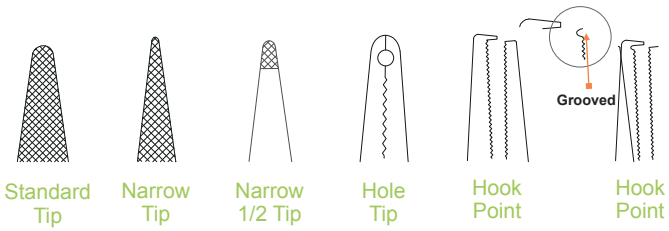

- Tear or rip the elastic but never pull out of the tip
- Assure a firm Grip
- Elegant matt finish
- Available in double spring and single spring
- Safety lock provide smooth opening and closing



Mathieu Standard Tip
REF:03-022-01D Double Spring
REF:03-022-02S Single Spring
REF:03-022-03DTC Double Spring with T.C
REF:03-022-04STC Single Spring with T.C

Mathieu Narrow Tip 1/2
REF:03-022-05D Double Spring
REF:03-022-06S Single Spring

Mathieu Hook Tip
REF:03-022-07D Double Spring
REF:03-022-08S Single Spring

Mathieu Narrow Tip
REF:03-022-09D Double Spring
REF:03-022-10S Single Spring
REF:03-022-11DTC Double Spring with T.C
REF:03-022-12STC Single Spring with T.C

Mathieu Hole Tip
REF:03-022-13D Double Spring
REF:03-022-14S Single Spring

Mathieu Hook Tip with Grooved
REF:03-022-15GD Double Spring
REF:03-022-16GS Grooved Single Spring



Mathieu Needle Holder
Smaha Ultra Fine Tip
REF:03-022-17S Single Spring
REF:03-022-18D Double Spring

Elastic Separating Plier



04-103-01A

Elastic Separating Plier



04-103-01B

Elastic Separating Plier
Round Handle



04-103-01C

Bracket Positioning Gauge



01-010-01 Crossed

3.5 mm / 4.0 mm / 4.5 mm / 5.0 mm



01-011-00 Shaft with replacement tip 4pcs/set

01-011-01	• 2.0 mm • 2.5 mm
01-011-02	• 3.0 mm • 3.5 mm
01-011-03	• 4.0 mm • 4.5 mm
01-011-04	• 5.0 mm • 5.5 mm

Tweezers

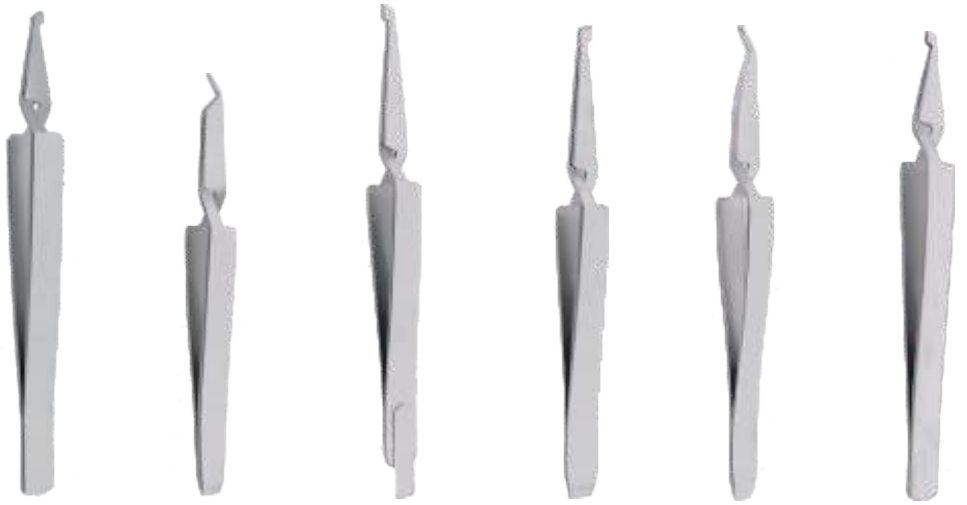

01-021-01 01-021-02 01-021-03 01-021-04 01-021-05 01-021-06

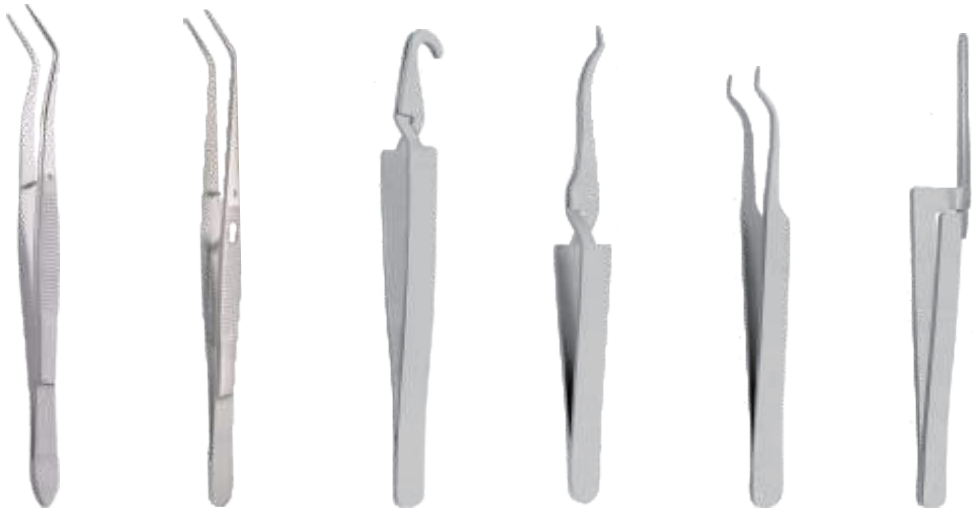

01-021-07 01-021-08 01-021-09 01-021-10 01-021-11 01-021-12

INSTRUCTION FOR USE

Orthodontic Instruments

- Highest quality orthodontic instruments are made German standard surgical grade 420 stainless steel which is capable to perform consistently for longer time.
- Each instrument goes through Passivation process in effort to prevent oxidation problem.
- Each and every instrument has been checked carefully for its function and performance.
- Pliers shape with round edges make sure maximum comfort and safety.
- Wear and corrosion resistant metal inserted jaws. Metal inserted jaws ensure consistent performance and reliability of cutting edges.
- Pliers made with box-joint method which stops lateral play or staggering and it retains cutting edges alignment and provide smooth and precise floating movements without effort.
- Exactly specified sizes and design of instrument fit with the natural movement of hands.
- Elegant Matte Finish

Instruments Guarantee:

We guarantee for the consistent high quality of every single instrument.

We provide warranty against any manufacturing defects, failure of function, workmanship and for breakage of forging for 10 years from date of Purchase. We provide 3 Years Warranty against separation of inserts from the pliers and against rust or oxidation.

Expect above conditions, there are no other warranties.
Following conditions may void warranties

- A- failure to follow the Recommendation to use
- B-failure of Maintenance and clean Procedures

There are no known hazards associated with functional failure, maintenance and aging but care in use is essential

Instrument Sterilization:

Inspect, clean, and sterilize before each use.
Use steam sterilize for at least 4 minutes at 270˚F/132˚C or 30 minutes at 250˚F/121˚C.
Do not use the high pressure steam sterilization with the medicine made of alcoholic content.

- Use recommended chemicals only.
- Hinged instruments must be cleaned and sterilized in the open position.
- Clean instruments thoroughly, rinse and dry before sterilizing.
- Remove instruments immediately when cycle is complete to avoid possible signs of corrosion or discoloration.

Ultrasonic Cleaning:

Ultrasonic cleaning of cutting pliers is not recommended, this can dull or damage cutters. If ultrasonic cleaning is chosen, follow equipment manufacturer's recommended immersion schedule. Rinse instruments with high volume water before sterilizing. Air and towel dry instruments before sterilizing.

Lubrication:

To increase life of instruments, regular lubrication is recommended.

- Always lubricate after sterilization.
- One drop or a light spray is sufficient.
- Wipe off excessive lubricant.
- Sticky Joints is most common problem occurs due to less lubrication.

Sharpening:

Regular sharpening of orthodontic cutting pliers increase its life and ability to cut efficiently. Frequency of sharpening depends on: the frequency of use, as well as, the types and diameters of wires on which the cutter is being used. Check cutters frequently to assess if sharpening is needed.

Corrosion or Discoloration:

Even orthodontic Instruments are made with highest quality surgical grade stainless steel which protect instruments from rust, but care is key factor for long life of instruments and protection from rust or oxidation.
You can prevent corrosion problems by properly following all manufacturers recommendations.
Discoloration of instruments, Brown or yellow stains is the major cause if instruments are not dry after sterilization, not well cleaned or not kept in dry place.
Discoloration may appear that may not be corrosion and can be removed by scrubbing with light wool saturate.
Keep instruments in protective and dry case when not in use.
It is recommended that a corroded instrument be replaced or through away.
Never mix a corroded instrument with new instruments as oxidation may be spread to new instruments.

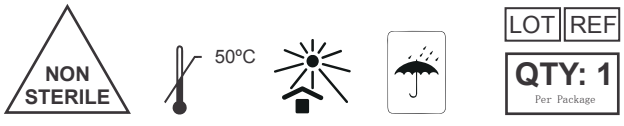

Dynasty Elite line of Orthodontic Instruments

INNOVATIVE AND RELIABLE QUALITY

