ProMIM® X

Advanced Light Wire Bracket

.028×.022 Ribbon Slot

Better control,Faster treatment



Advanced Light Wire Bracket

Faster, Thinner, Comfortable

United States Patent NO.: US.10,531,936 B2

IMD® INNOVATION FOR YOU | Polaris | TT Aligner | iFace Planet

ProMIM X Advanced Light Wire Bracket

ProMIM® X

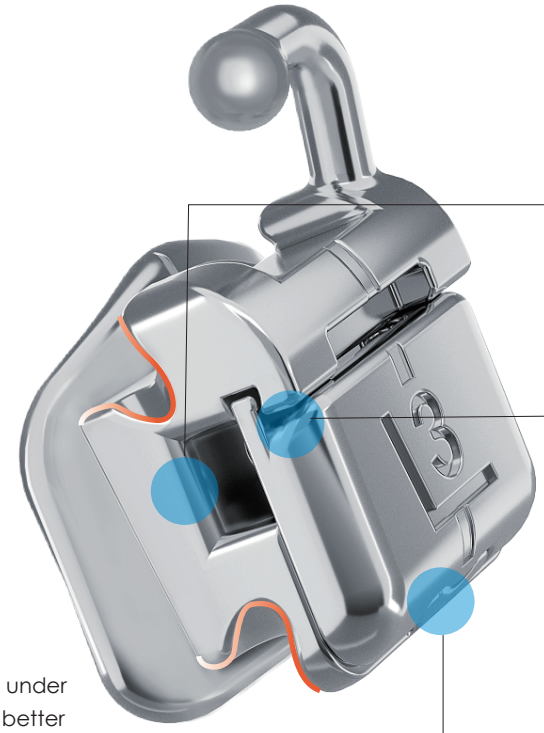

- Ribbon Wire
  Making torque control easier and faster.
- Refined Lock Construction
  Providing very improvement in torque control for optimal precision and predictability.
- Tie-wing Design
  Providing ample under tie-wing area to better accommodate all power chain, elastics,steel ligatures and other auxiliaries for treatment versatility.



- Dovetail Slide
  Better control with less friction
  Sliding more smoothly and stably.

Light force X Edgewise

Efficient, Control, Stability



Light Force

Biomechanically moving teeth and Open bite



Edgewise

Better control and precision



Ribbon Slot

Thinner and Comfortable

BRACKET I.D. CHART

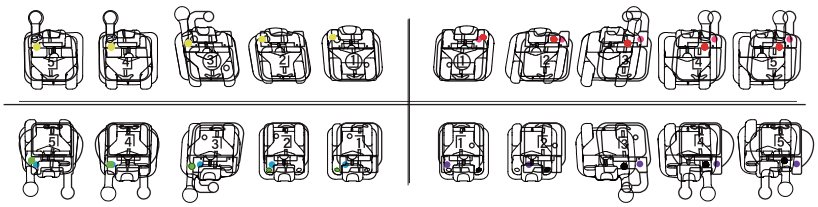



ProMIM X Advanced Light Wire Bracket

Hook Position	.022 in
Maxillary/Mandibular 5*5 3 with hook	KIT23-521-00CHKN
Maxillary/Mandibular 5*5 4 & 5 with hook	KIT23-521-00CBCHKN

MAXILLARY

maxillary	torq.	ang.	rot.	width mm	quadrant	color	hook	serial number .018	serial number .022
Central	+22°	+4°	0°	2.8	UR	○	-		23-521-11N
					UL	●			23-521-21N
Lateral	+14°	+8°	0°	2.8	UR	○	-		23-521-12N
					UL	●			23-521-22N
Cuspid	+7°	+8°	0°	2.8	UR	○	D		23-521-13HKN
					UL	●			23-521-23HKN
					UR	○	-		–
					UL	●			
1st Bicuspid	-7°	+2°	0°	2.8	UR	○	D		23-521-14HKN
					UL	●			23-521-24HKN
					UR	○	-		23-521-14N
					UL	●			23-521-24N
2nd Bicuspid	-7°	+2°	0°	2.8	UR	○	D		23-521-15HKN
					UL	●			23-521-25HKN
					UR	○	-		23-521-15N
					UL	●			23-521-25N

MANDIBULAR

mandibular	torq.	ang.	rot.	width mm	quadrant	color	hook	serial number .018	serial number .022
Central	-5°	+2°	0°	2.5	LR	●	-		23-521-41N
					LL	●			23-521-31N
Lateral	-5°	+2°	0°	2.5	LR	●	-		23-521-42N
					LL	●			23-521-32N
Cuspid	-3°	+3°	0°	2.8	LR	●	D		23-521-43HKN
					LL	●			23-521-33HKN
					LR	●	-		–
					LL	●			
1st Bicuspid	-12°	+2°	0°	2.8	LR	●	M		23-521-44HKN
					LL	●			23-521-34HKN
					LR	●	-		23-521-44N
					LL	●			23-521-34N
2nd Bicuspid	-17°	+2°	0°	2.8	LR	●	M		23-521-45HKN
					LL	●			23-521-35HKN
					LR	●	-		23-521-45N
					LL	●			23-521-35N

MICO System





- Occlusion position, Joint position and Muscle position are a trinity.Trinity's balance and harmony achieve Orhrodontic outcome's esthetics and stable

- Trinity's balance and harmony by adjusting the positional relationship among the molars(M), central incisors(I), cuspids(C) and Occlusal plane(O)

	U1	U2	U3	U4	U5	U6	U7
Offset	0	0	0	0	0	0	0
tip	+4°	+8°	+8°	+2°	+2°	0	0
torque	+22°	+14°	+7°	-7°	-7°	-14°	-20°

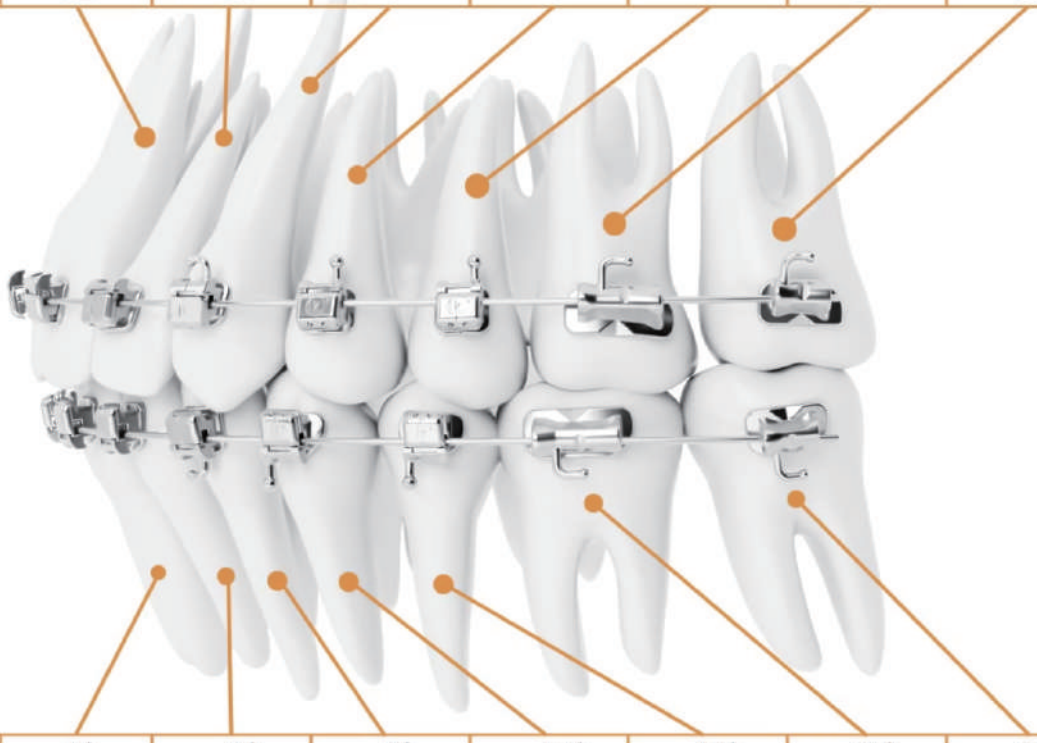

torque	-5°	-5°	-3°	-12°	-17°	-25°	-20°
tip	+2°	+2°	+3°	+2°	+2°	0	0
Offset	0	0	0	0	0	0	0
	L1	L2	L3	L4	L5	L6	L7

Promim X Patient

Initial:



Finish:

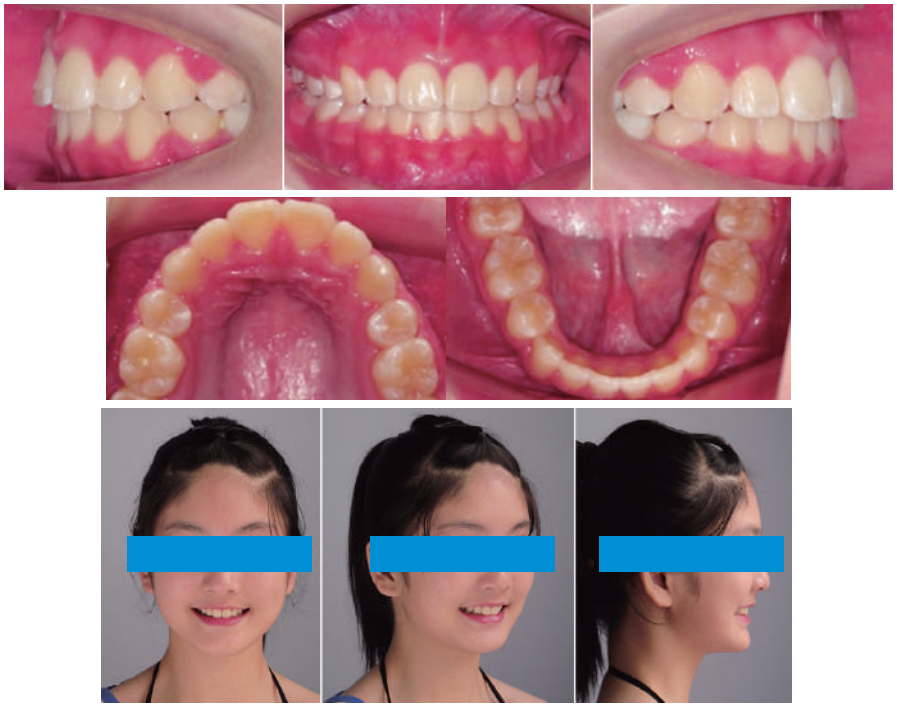



EASY TO OPEN

To open the slide, a simple twist using the ProSpin Opening Instrument disperses low reciprocal forces in opposite directions.



EASY TO CLOSE

When slide is securely closed, tactile feedback is provided.





ProSpin

Opening instrument

Reference Number	05-101-03

IMD®
INNOVATION FOR YOU

INNOVATIVE MATERIAL AND DEVICES, INC.
Add: Building#5, NO. 615 Fengdeng Rd., Jiading District,
Shanghai 201801, China.
http://www.imdmedical.com/