G11 Series

Sealed DPDT Limit Micro Switch



Features

Contact Size and Tight Configuration

Long Life and High Reliablity

Dust and Water Proof Design(IP67)

DPDT Double-Break Type

Variety of Mounting Method and Operation Type

Widely used in Industry Control,ect.

Application

Electrical Actuators

Valve Control

Power Station Control

Industrial Auto Control

Nuclear Power Facilities

Automobile Production Line

Parameters:

Rating	05	0.5A 250VDC
		0.5A /5A 250VAC
Operating Frequency	Electrical	10～30 Cycles/minute
	Mechanical	120 Cycles/minute
Contact Resistance(lnitial Value)		30～100mΩ Max (Depends on P/Ns,wire resistance exclude)
Insulation Resistance(at500VDC)		100MΩMin/100MΩ Min (at500VDC)
Dielectric Strength		AC750V RMS(50-60Hz)
Storage Temperature		-25℃～+85℃
Storage Humidity		85%RH Max
Service Life	Electrical	50,000 cycles (Depends on P/Ns)
	Mechanical	2,000,000 cycles
Unit Net Weight		Approx.110g(8 Wires)

With Wire Type

◆Wire length could be Customized

Wire leads to bottom

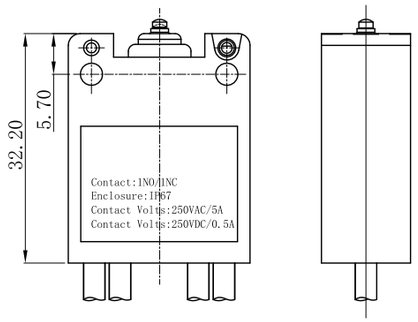

G11 Series Micro Switch Ordering Instruction

G11	Switch Type	G11 Series Micro-Switch
05	Electrical Rating	0.5A 250VDC 0.5A/5A 250VAC 5E4μ25T85 (Onlyfor switches with 4 or 8 wires)
350	Max Operating Force at Pin Plunger	350g Max (Only for switches with 4 wires 1NO/1NC) 450g Max (Only for switches with 8 wires 2NO/2NC) Other
00	Lever type	No lever Pin Plunger Straight lever 10mmwide* 24mmlong Straight lever 7mmwide* 32mmlong Roller lever Other
D	Circuit code	DPDT DPDT-NO DPDT-NC
01	Mounting hole dimension	5.7mm*φ3.1mm*19mm 6.7mm*φ3.1mm*14mm (Only for switches with 4 wires 1NO/1NC) 5.7mm*φ3.5mm*16mm φ3.0mm*7mm (Only for switches with 4 wires 1NO/1NC) Other
E1	Wire type	Wires leads to the bottom Wire length 780mm U11015 AWG18 (NO black/NC brown) Wires leads to the bottom Wire length 610mm 60227 IEC 06(RV)(NO/NC) Wires leads to the bottom Wire length 4000mm U11015 18AWG wire color:red/blue/ black/brown, add PVC tube) others(wire material could be customized)
XX	Special designator	General Here means special designator letter, refer to product specification for details.

■Mounting Hole Dimensions

(单位Unit: mm)

01#Mounting Hole 5.7mm*Φ3.1mm*19mm	02#Mounting Hole 6.7mm*Φ3.1mm*14mm	03#Mounting Hole 5.7mm*Φ3.5mm*16mmΦ3.0mm*7mm
	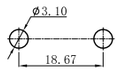	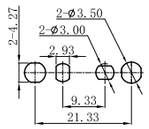

■ Lever type

00#: Without lever	01#: Straight leve(10mm width*24mm length)
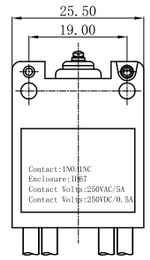	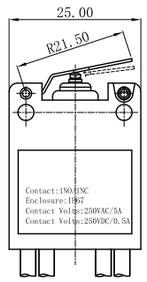
02#: Straight lever(7mm width*32mm length)	**03#: Roller lever**
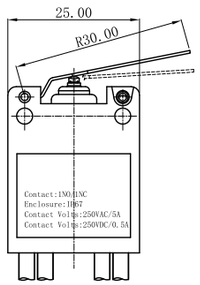	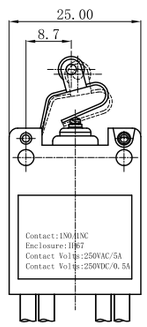

■Circuit Configuration

DPDT 1NO+1NC	DPDT 2NO+2NC
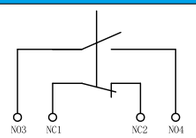	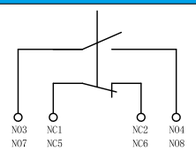

■Dimensions and Operating Characteristics

◆G1105-35000D01□



OF Max. (gf)	RF Min. (gf)	PT Max. (mm)	OT Min. (mm)	MD Max. (mm)	FP Max. (mm)	OP(mm)
350	40	1.30	0.25	0.45	8.6	7.0±0.3

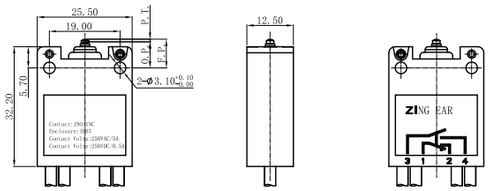

◆G1105-35001D01□



OF Max. (gf)	RF Min. (gf)	PT Max. (mm)	OT Min. (mm)	MD Max. (mm)	FP Max. (mm)	OP(mm)
200	10	3.00	0.3	1.30	12.8	8.9±0.9

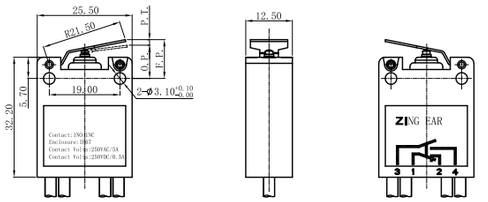

◆G1105-35003D01□



OF Max. (gf)	RF Min. (gf)	PT Max. (mm)	OT Min. (mm)	MD Max. (mm)	FP Max. (mm)	OP(mm)
450	40	3.00	0.3	1.30	23.0	19.0±1.0

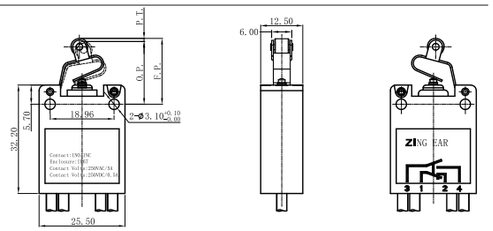

◆G1105-35000D02□



OF Max. (gf)	RF Min. (gf)	PT Max. (mm)	OT Min. (mm)	MD Max. (mm)	FP Max. (mm)	OP(mm)
350	40	1.30	0.25	0.45	9.60	8.0±0.3

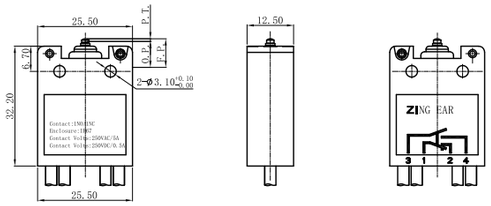

◆G1105-35000D03□



OF Max. (gf)	RF Min. (gf)	PT Max. (mm)	OT Min. (mm)	MD Max. (mm)	FP Max. (mm)	OP(mm)
350	40	1.30	0.25	0.45	8.60	7.0±0.3

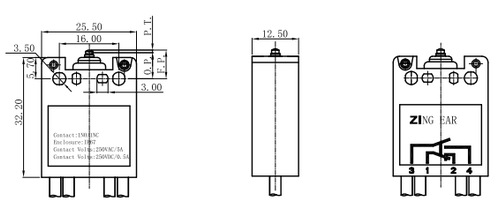

◆G1105-45000D01□



OF Max. (gf)	RF Min. (gf)	PT Max. (mm)	OT Min. (mm)	MD Max. (mm)	FP Max. (mm)	OP(mm)
450	50	1.30	0.25	0.45	8.60	7.0±0.3

