G5W11 Series

Waterproof Micro Switch



■Features

-Water Proof and Dust Proof
-Tight Structure, Small Contact Gap
Snap Action High Sensitivity
-Long Life, high Precision and Reliability
-Widely used in Auto, Agricultural Equipment,
Applications, Office Equipment etc
-Max Approved Current at ENEC/UL is 10A

■Application

-Home Appliances
-Electronic Devices
-Automatic Equipments
-Auto Electronics
-Agricultural Equipments
-Office Equipments

■Parameters:

Rating	W1	ENEC: 0.1A 48VDC,0.1A 125/250VAC, 40T85, μ5E4 UL 0.1A 48VDC,0.1A 125/250VAC,T85
	W2	ENEC: 5A 48VDC, 0. 1A 125/250VAC, 40T85. μ5E4 UL:5A 125/250VAC,5A 30VDC T85
	W3	ENEC: 10(2)A 125/250VAC,0.5A 125VDC,0.25A 250VDC,40T85, μ,2E4 UL: 10.1A 1/10HP 125/250VAC,0.5A 125VDC,0.25A 250VDC,T85
Operating Frequency	Electrical	10~30 times/min
	Mechanical	60 times/min
Contact Resistance (Intial Value)	with terminal type	50mΩ Max
	with wire type	100mΩ Max (Depends on the length of the wire)
Insulation Resistance		At 500VDC,100mΩ Min.
Dielectric Strength	Between terminals	AC 1000V 50-60Hz 1min
	Between terminals and housing	AC 1500V 50-60Hz 1min
Operating Temperature		-40°C~+85°C
Operating Humidity		85%RH Max
Protection Grade	With terminal type	IEC IP67(terminals excepted)
	With wire type	IEC IP67
Electric-shock safeguard grade		Class II
Life	E-Life	20,000 time~100,000 time above（Depending on the type） 2E4~10E4 cycles(depends on P/Ns)
	M-Life	Over 500,000cycles or 1,000,000cycles(60cycles/min)
Unit Net Weight		Approx.7g(with terminals type and without lever)

G5W11 Series Waterproof Micro Switch Ordering Instruction

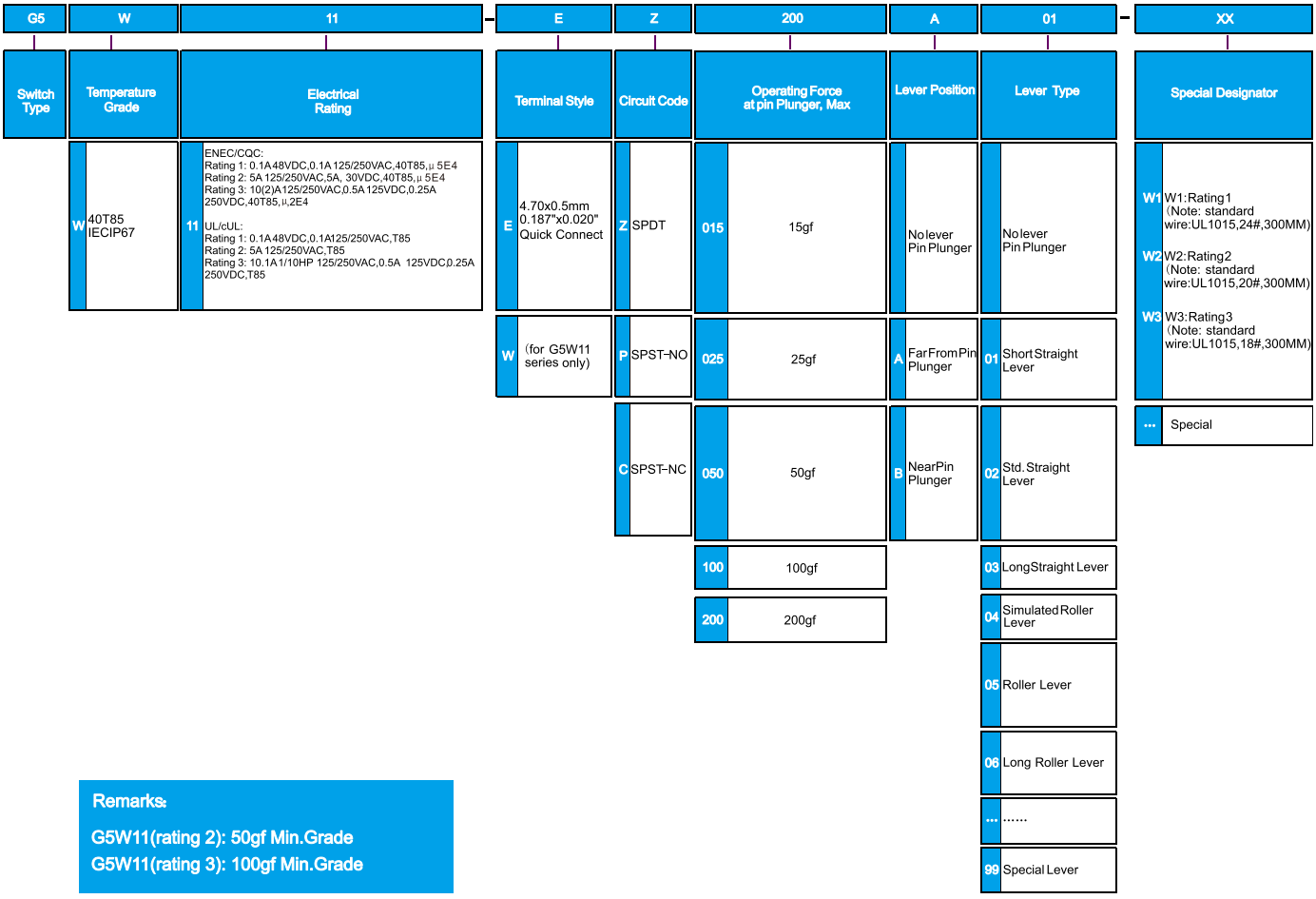

Remarks:

G5W11(rating 2): 50gf Min.Grade
G5W11(rating 3): 100gf Min.Grade

◆ Dimensions and Operating Charateristics

(Unit:mm)

◆G5W11-E□ □-W□



Part NO	OF Max		RF Min		PT Max (mm)	OT Min (mm)	MD Max (mm)	OP (mm)
	(N)	(gf)	(N)	(gf)				
G5W11-EZ015-W□	0.30	30	0.05	5	1.6	0.8	0.4	14.7±0.5
G5W11-EZ025-W□	0.40	40	0.10	10	1.6	0.8	0.4	14.7±0.5
G5W11-EZ050-W□	0.64	65	0.15	15	1.6	0.8	0.4	14.7±0.5
G5W11-EZ100-W□	1.08	110	0.35	35	1.6	0.8	0.4	14.7±0.5
G5W11-EZ200-W□	2.06	210	0.60	60	1.6	0.8	0.4	14.7±0.5

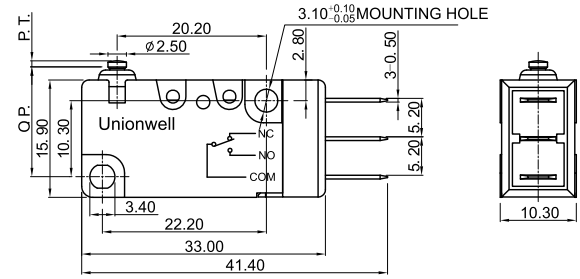

◆G5W11-W□ □-W□



Part NO	OF Max		RF Min		PT Max (mm)	OT Min (mm)	MD Max (mm)	OP (mm)
	(N)	(gf)	(N)	(gf)				
G5W11-WZ015-W□	0.30	30	0.05	5	1.6	0.8	0.4	14.7±0.5
G5W11-WZ025-W□	0.40	40	0.10	10	1.6	0.8	0.4	14.7±0.5
G5W11-WZ050-W□	0.64	65	0.15	15	1.6	0.8	0.4	14.7±0.5
G5W11-WZ100-W□	1.08	110	0.35	35	1.6	0.8	0.4	14.7±0.5
G5W11-WZ200-W□	2.06	210	0.60	60	1.6	0.8	0.4	14.7±0.5

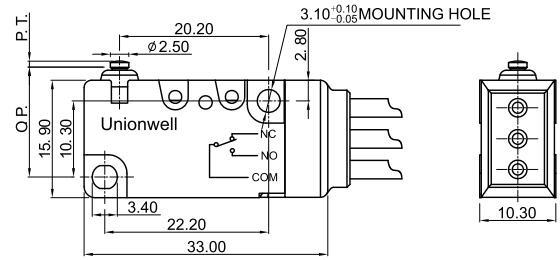

◆G5W11-W□ □A01-W□



Part NO	OF Max		RF Min		PT Max (mm)	OT Min (mm)	MD Max (mm)	OP (mm)
	(N)	(gf)	(N)	(gf)				
G5W11-WZ015A01-W□	0.30	30	0.05	5	1.6	0.8	0.4	15.3±0.5
G5W11-WZ025A01-W□	0.40	40	0.10	10	1.6	0.8	0.4	15.3±0.5
G5W11-WZ050A01-W□	0.64	65	0.15	15	1.6	0.8	0.4	15.3±0.5
G5W11-WZ100A01-W□	1.08	110	0.35	35	1.6	0.8	0.4	15.3±0.5
G5W11-WZ200A01-W□	2.06	210	0.59	60	1.6	0.8	0.4	15.3±0.5

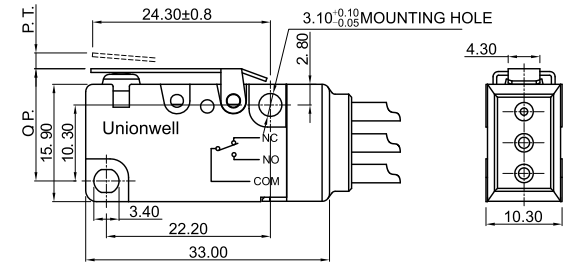

◆G5W11-W□ □A02-W□



Part NO	OF Max		RF Min		PT Max (mm)	OT Min (mm)	MD Max (mm)	OP (mm)
	(N)	(gf)	(N)	(gf)				
G5W11-WZ015A02-W□	0.20	20	0.05	5	3.2	1.3	1.2	15.3±0.5
G5W11-WZ025A02-W□	0.25	25	0.08	8	3.2	1.3	1.2	15.3±0.5
G5W11-WZ050A02-W□	0.40	40	0.15	15	3.2	1.3	1.2	15.3±0.5
G5W11-WZ100A02-W□	1.60	65	0.25	25	3.2	1.3	1.2	15.3±0.5
G5W11-WZ200A02-W□	1.27	130	0.35	35	3.2	1.3	1.2	15.3±0.5

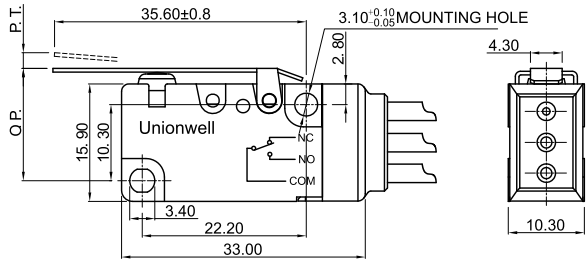

◆G5W11-W□ □A03-W□



Part NO	OF Max		RF Min		PT Max (mm)	OT Min (mm)	MD Max (mm)	OP (mm)
	(N)	(gf)	(N)	(gf)				
G5W11-WZ015A03-W□	0. 10	10	0. 03	3	6. 4	2. 6	2. 4	15. 3±3
G5W11-WZ025A03-W□	0. 15	15	0. 05	5	6. 4	2. 6	2. 4	15. 3±3
G5W11-WZ050A03-W□	0. 20	20	0. 08	8	6. 4	2. 6	2. 4	15. 3±3
G5W11-WZ100A03-W□	0. 35	35	0. 10	10	6. 4	2. 6	2. 4	15. 3±3
G5W11-WZ200A03-W□	0. 64	65	0. 15	15	6. 4	2. 6	2. 4	15. 3±3

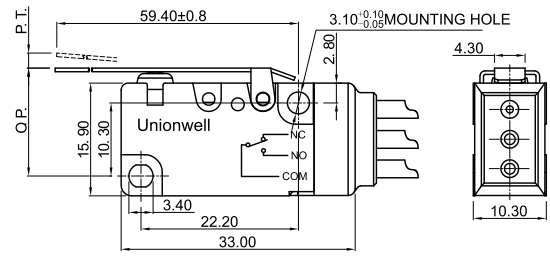

◆G5W11-W□ □A04-W□



Part NO	OF Max		RF Min		PT Max (mm)	OT Min (mm)	MD Max (mm)	OP (mm)
	(N)	(gf)	(N)	(gf)				
G5W11-WZ015A04-W□	0.20	20	0.05	5	3.2	1.3	1.2	18.5±1.5
G5W11-WZ025A04-W□	0.25	25	0.08	8	3.2	1.3	1.2	18.5±1.5
G5W11-WZ050A04-W□	0.40	40	0.15	15	3.2	1.3	1.2	18.5±1.5
G5W11-WZ100A04-W□	0.64	65	0.25	25	3.2	1.3	1.2	18.5±1.5
G5W11-WZ200A04-W□	1.27	130	0.35	35	3.2	1.3	1.2	18.5±1.5

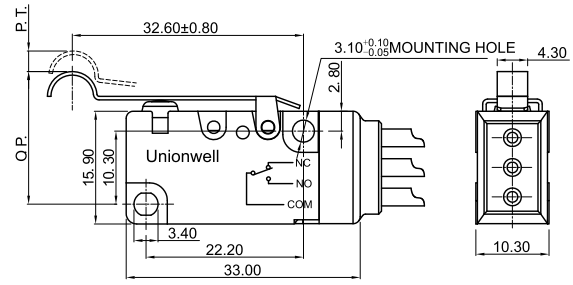

◆G5W11-W□ □A05-W□



Part NO	OF Max		RF Min		PT Max (mm)	OT Min (mm)	MD Max (mm)	OP (mm)
	(N)	(gf)	(N)	(gf)				
G5W11-WZ015A05-W□	0.30	30	0.05	5	3.2	0.8	0.4	20.6±0.8
G5W11-WZ025A05-W□	0.40	40	0.10	10	3.2	0.8	0.4	20.6±0.8
G5W11-WZ050A05-W□	0.64	65	0.15	15	3.2	0.8	0.4	20.6±0.8
G5W11-WZ100A05-W□	1.18	120	0.35	35	3.2	0.8	0.4	20.6±0.8
G5W11-WZ200A05-W□	2.35	240	0.59	60	3.2	0.8	0.4	20.6±0.8

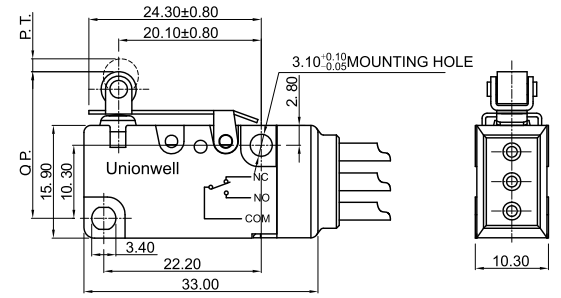

◆G5W11-W□ □A06-W□



Part NO	OF Max		RF Min		PT Max (mm)	OT Min (mm)	MD Max (mm)	OP (mm)
	(N)	(gf)	(N)	(gf)				
G5W11-WZ015A06-W□	0.20	20	0.05	5	3.2	1.3	1.2	20.6±1.6
G5W11-WZ025A06-W□	0.25	25	0.08	8	3.2	1.3	1.2	20.6±1.6
G5W11-WZ050A06-W□	0.40	40	0.15	15	3.2	1.3	1.2	20.6±1.6
G5W11-WZ100A06-W□	0.64	65	0.25	25	3.2	1.3	1.2	20.6±1.6
G5W11-WZ200A06-W□	1.27	130	0.35	35	3.2	1.3	1.2	20.6±1.6

