GT01 Series Detector Switch Ordering Instruction

GT01	P	P	00
Switch Type	Code of terminal type	Code of operating force	Lever type
GT01 Series Detector Switch	P PCB Terminals	1 0F=70±30gf	00 Without Lever
	L Lead Terminals	2 0F=150±40gf	01 01#Lever
	S Lead Terminals(screw mounting)	… Other	02 02#Lever
	… Others		… Other

Dimensions

GT01P100



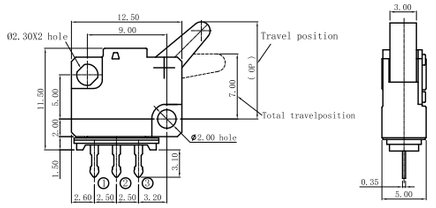

GT01L100



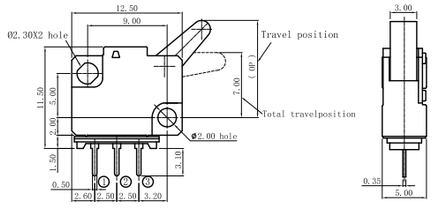

GT01S100



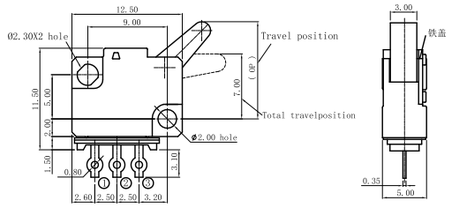

Lever can be customized according to customer’s demand		
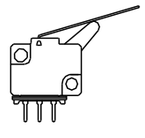	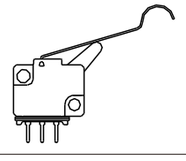	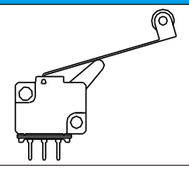

GT02Mechanical Keyboard Switch-4mm Travel

Features

- Desktop profile, 0.60 inch(15.2mm) from PCB(no keycap)
- Choice of feel: linear, soft tactile, clicktactile
- PCB or frame mount
- Long life to 80 million operation cycles
- LED, diode or jumper option
- 12V AC/DC maximum
- Current Rating: 10mA
- Insulation Resistance: <100MΩ under 100VDC



Applications

Mainly applicated in computer keyboards, cash registers, industrial equipment and Man-Machine interfaces

Specification and Parameters

Electrical Characteristics	Rating	12 VDC/AC max. 10mA AC/DC max
	Contact Resistance	200mΩMax(25mΩtypical)(Initial Value)
	Insulation Resistence	100MΩMin
	Voltage Resistance	AC 500V(50-60Hz) 1Minute
	Electrical life	Over80, 000, 000 cycles(Load)
	Bounce Time	5 msec(operation speed at 400mm/sec)
Parameters	Operating Force	See Detail Spec
	Pre-travel	2.0±0.6mm
	Total Travel	4.0±0.4mm
	Mechanical Life	Over 80,000,000 cycles(No Load)
	Operating Temperature Range	-40° C~+80° C
	Ambient Humidity	≤85%RH

GT02 Series Keyswitch Ordering Instruction

GT02	A	1	A	N	W	1
Switch Type	Contact material	Code of operating force	Operating Characteristics, and Key Style	LED Diode	PCB mounting pins	Special Designator
GT02 GT02 Series Keyswitch	A Au Alloy	1 OF=60±20gf	A Momentary, single pole, standard keyswitch, linear, black key stem	N Single color	W With pins	1 Black case and clear cover
	B Ag Alloy	2 OF=80±25gf	B Momentary, single pole, standard keyswitch, soft tactile brown key stem	F Full color RGB	N No pins (with metal frame)	2 White case and clear cover
		3 OF=120±25gf	D Momentary, single pole, Click tactile feel, blue key stem	T SMT LED		
		...	E Momentary, single pole, standard keyswitch, linear, red key stem	... Others		

■ Dimensions

Unit:mm

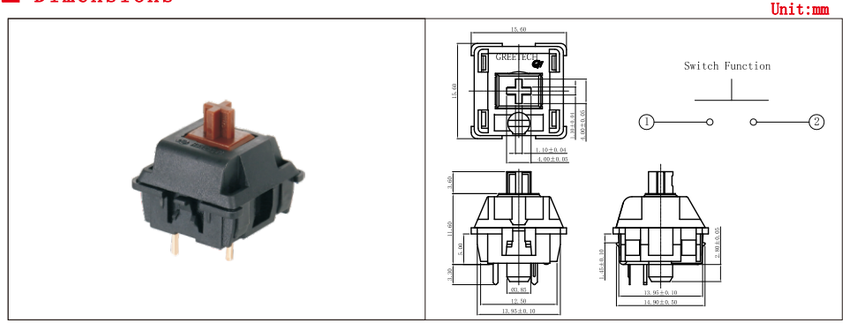

■ Mounting Options

PCB (with pins)	Metal Frame (No pins)
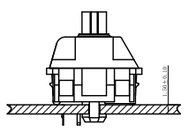	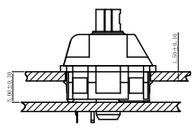

■ Circuit Board Layouts

◆ Keyswitch without flxation pins

Gride line spacing=1.27mm

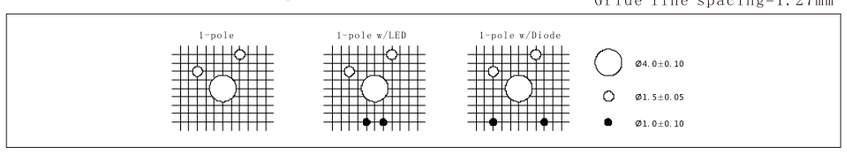

◆ Keyswitch with flxation pins

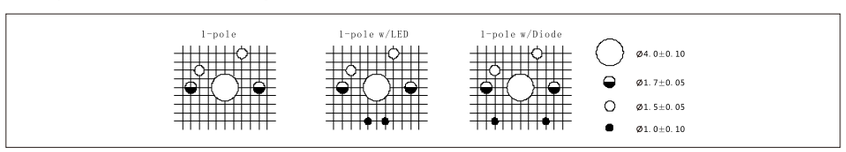

GT04 Mechanical Keyboard Switch-2.5mm Travel

■ Features



- Ultra-thin profile, 0.31 inch(7.8mm)measuring from PCB(no keycap)
- Choice of feel:Linear, Soft tactile
- PCB pin
- Long life to 20 Million operation cycles
- 12VAC/DC Maximum
- Current Rating:10mA
- Insulation Resistance<100MΩ Under 100VDC

■ Applications

Mainly applicated in computer keyboards, Cash registers, Industrial equipment and Man-Machine interfaces

■ Specification and Parameters

Electrical Characteristics	Rating	12V DC/AC Max. 10mA AC/DC Max.
	Contact Resistance	200mΩMax. (25mΩtypical) (Initial Value)
	Insulation Resistence	100MΩ Min.
	Voltage Resistance	AC 100V(50-60Hz) 1Minute
	Eletrical life	Over20, 000, 000 Cycles(Load)
	Bounce Time	5 msec(Operation Speed at 400mm/Sec)
Parameters	Operating Force	See Detailing Spec
	Pre-travel	1.5±0.4mm
	Total Travel	2.5±0.4mm
	Mechanical Life	Over 20,000,000 cycles(No Load)
	Operating Temperature Range	-40° C~+80° C
	Ambient Humidity	≤85%RH