G304B Mini Sealed Micro Switch



Features

-High reliability and good resistance to environment, sealed micro switch with long travel
-With long travel,can work excently even without lever
-High reliability sliding contact structure
-With high temperature resistance(+85 °C)and drip-proof structure, can be widely applied in different environments, IP67 rated (except for terminals)
-Widely applied for home appliances,electronic equipments, automatic equipments,communication equipments,auto electronics,apparatus and instruments,electrical tools etc.

Application

-Home Appliance
-Electronic Equipments
-Automatic Equipments
-Communication Equipments
-Auto Electronics
-Apparatus and Instruments
-Power Tools

Parameters:

Operation Speed		1~500mm/s
Operation Frequency		120 cycles /min
Insulation Resistance		⩾ 100mΩ（DC 500V）
Contact Resistance(Intial Value)	with terminals type	⩽ 100mΩ
	with wire type	⩽ 200mΩ
Voltage Resistance	Between terminals	600VAC,50/60Hz,1min.
	Between terminals and uncharged metal parts	1500VAC,50/60Hz,1min.
Service Life	Electrical	300000 cycles(20 cycles/min) 0.1A 12VDC 50 μA 5VDC
	Mechanical	300,000 cycles（30 cycles/min）
Storage Temperature		-40℃～+85℃
Storage Humidity		85% RH Max

G304B Series Micro Switch Ordering Instruction

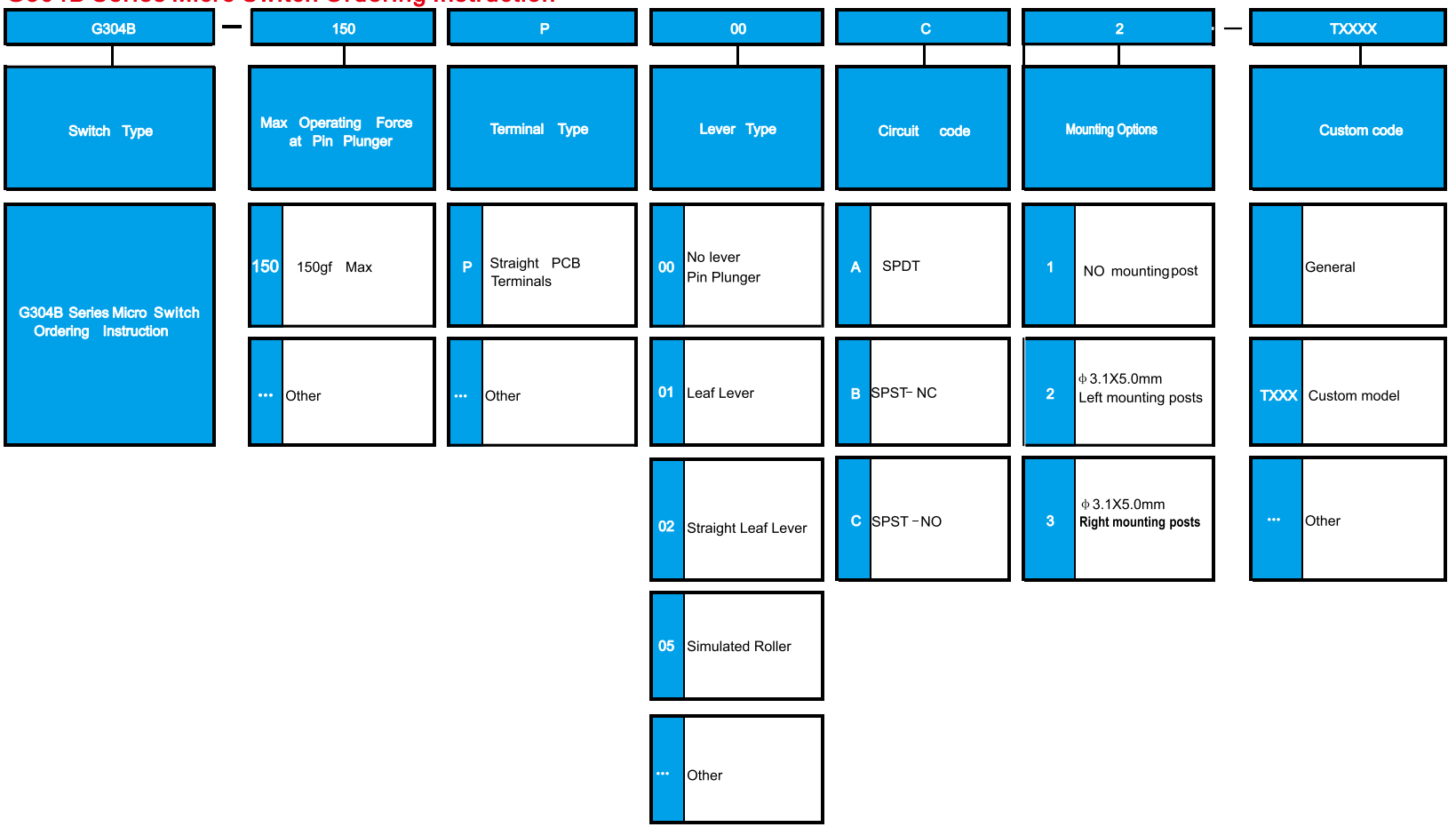

Terminals Type

◆Straight PCB Terminals

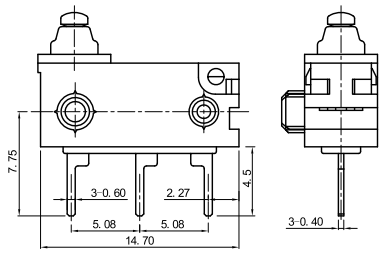

Basic Mounting Dimensions and Operating Characteristics

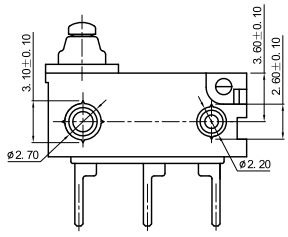

Mounting holes dimensions

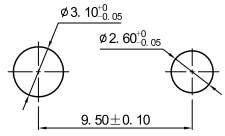

Circuit

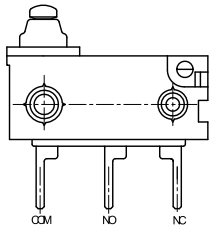

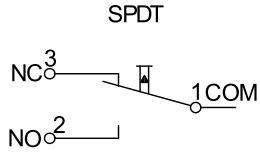

Dimensions and Operating Characteristics

◆G304B-150P00A2



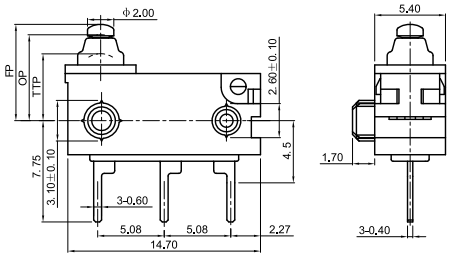

OF Max. (gf)	FP Max. (mm)	OP1 (mm)	OP2 (mm)	TTP Min (mm)
150	7.45	6.9±0.2	6.55±0.2	4.85

◆G304B-150P01C2



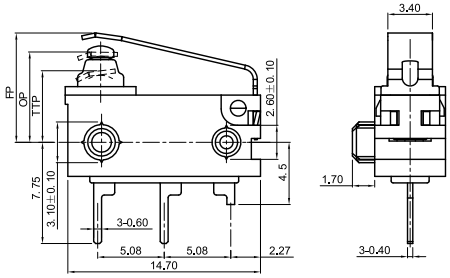

OF Max. (gf)	FP Max. (mm)	OP1 (mm)	OP2 (mm)	TTP Min (mm)
220	9.00	7.3±0.5	6.9±0.5	5.20

Dimensions and Operating Characteristics

◆G304B-150P02C2



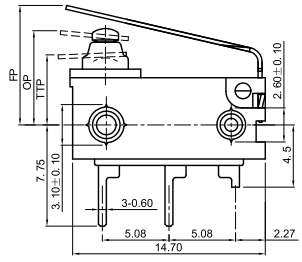

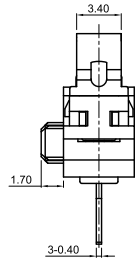

OF Max. (gf)	FP Max. (mm)	OP1 (mm)	OP2 (mm)	TTP Min (mm)
200	10.20	7.60±0.6	7.25±0.6	5.00

◆G304B-150P00C2



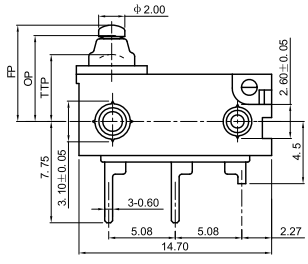

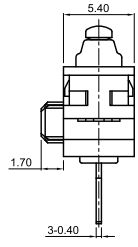

OF Max. (gf)	FP Max. (mm)	OP1 (mm)	OP2 (mm)	TTP Min (mm)
150	7.45	6.9±0.2	6.55±0.2	4.85